

DTA143EKA

Rev.H Jun.-2025

/ Descriptions

JF K\$) * GE G Silicon PNP Digital transistor in a SOT-23 Plastic Package.

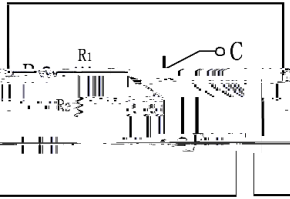
/ Features

With built-in bias resistors, simplify circuit design, reduce a quantity of parts and manufacturing process, HF Product.

/ Applications

Switching, inverter circuit, interface circuit and driver circuit applications.

/ Equivalent Circuit



/ Pinning



PIN 1 Base PIN 2 Emitter PIN 3 Collector

/ hFE Classifications & Marking

Marking	H13
---------	-----

DTA143EKA

Rev.H Jun.-2025


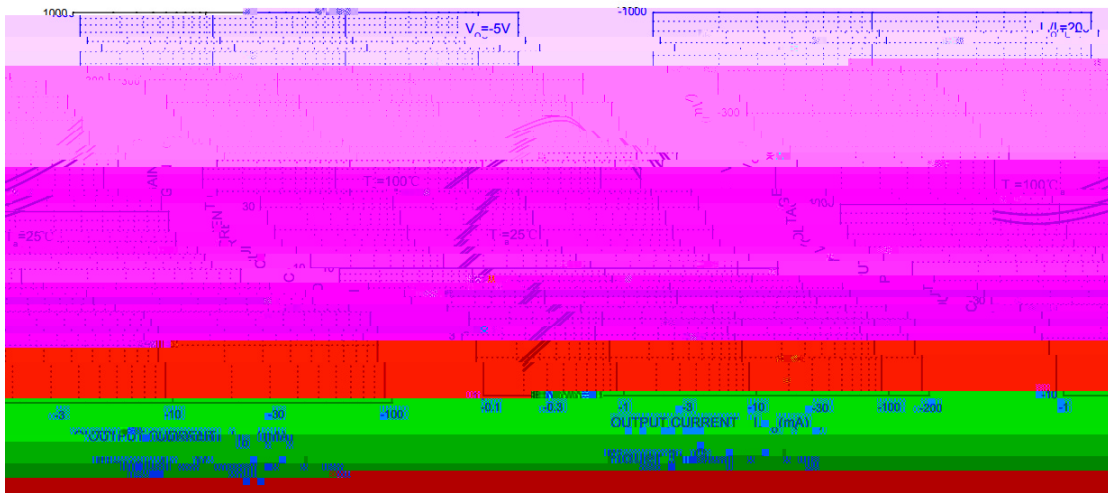
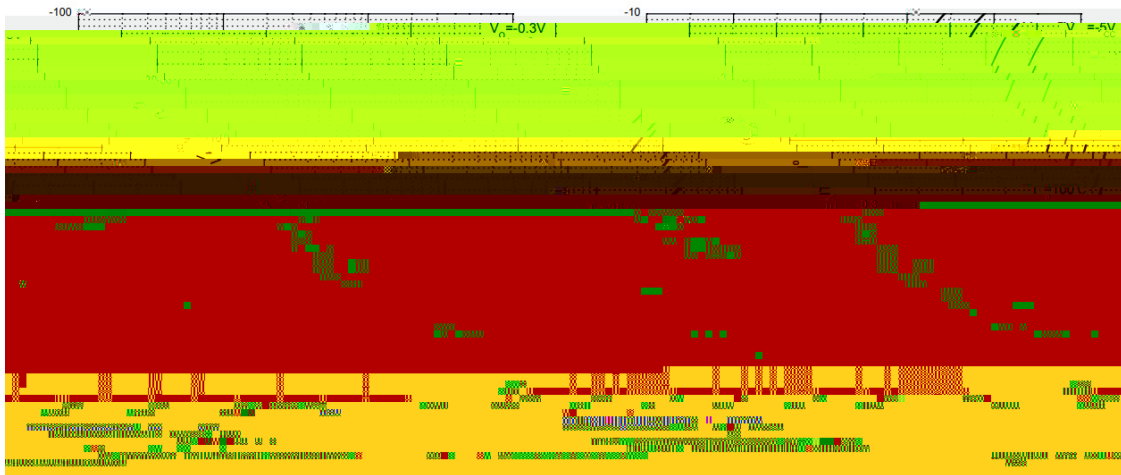


DATA SHEET

Parameter	Symbol	Rating	Unit
Output Voltage	V_{CC}	-50	V
Input Voltage	V_{IN}	10	V
		-30	V
Output Current	I_o	-100	mA
Power Dissipation	P_d	200	mW
Junction Temperature	T_j	150	
Storage Temperature Range	T_{stg}	-55 150	

Parameter	Symbol	Test Conditions	Min	Typ	Max	Unit
Input Voltage	$V_{I(off)}$	$V_{CC}=-5.0V$ $I_o=-100\mu A$	-0.5		-	V
	$V_{I(on)}$	$V_o=-0.3V$ $I_o=-20mA$			-3	V
Output Voltage	$V_{O(on)}$	$I_o=-10mA$ $I_i=-0.5mA$		-0.1	-0.3	V
Input Current	I_i	$V_i=-5.0V$			-1.8	mA
Output Cut-off Current	$I_{O(off)}$	$V_{CC}=-50V$ $V_i=0V$			-0.5	μA
DC Current Gain	G_I	V				


/ Electrical Characteristic Curve



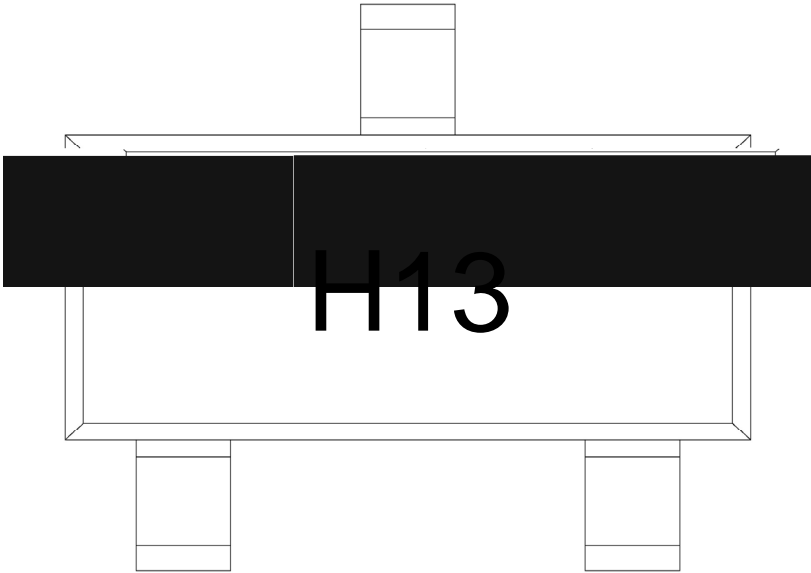
/ Package Dimensions

SOT-23

单位: mm



/ Marking Instructions



- ?
- 13
- Note:
- ? Company Code
- 13 Product Type Code

() / K\d g\iXk i\`Gif]`d`]fi`@`I`]\fn`Jfd`li`e^ZGYS=i\\z

Note:

- | | | | |
|---|---------|------------|---|
| 1 | 150 180 | 60 90sec; | 1.Preheating:150~180 , Time:60~90sec. |
| 2 | 245..5 | 5..0.5sec; | 2.Peak Temp.:245..5 , Duration:5..0.5sec. |
| 3 | 2 10 | /sec. | 3. Cooling Speed: 2~10 /sec. |

/ Resistance to Soldering Heat Test Conditions

605..5 (/ -5.7(Packagling)24286(SPEC.()J/T7 1 Tf03.4485 32.3713 TD.0004 Tc-35.65309:6025130