

TB1S-15~TB10S-15

Rev.D May.-2017



DATA SHEET

1.5A

ABS/LBF

1.5A Surface Mount Glass Passivated Bridge Rectifier, ABS/LBF thin package.


Glass Passivated Chip Junction, Reverse Voltage :100 to 1000V,Forward Current: 1.5A,High Surge Current Capability, Designed for Surface Mount Application. Halogen free product.

General purpose.

/ Marking

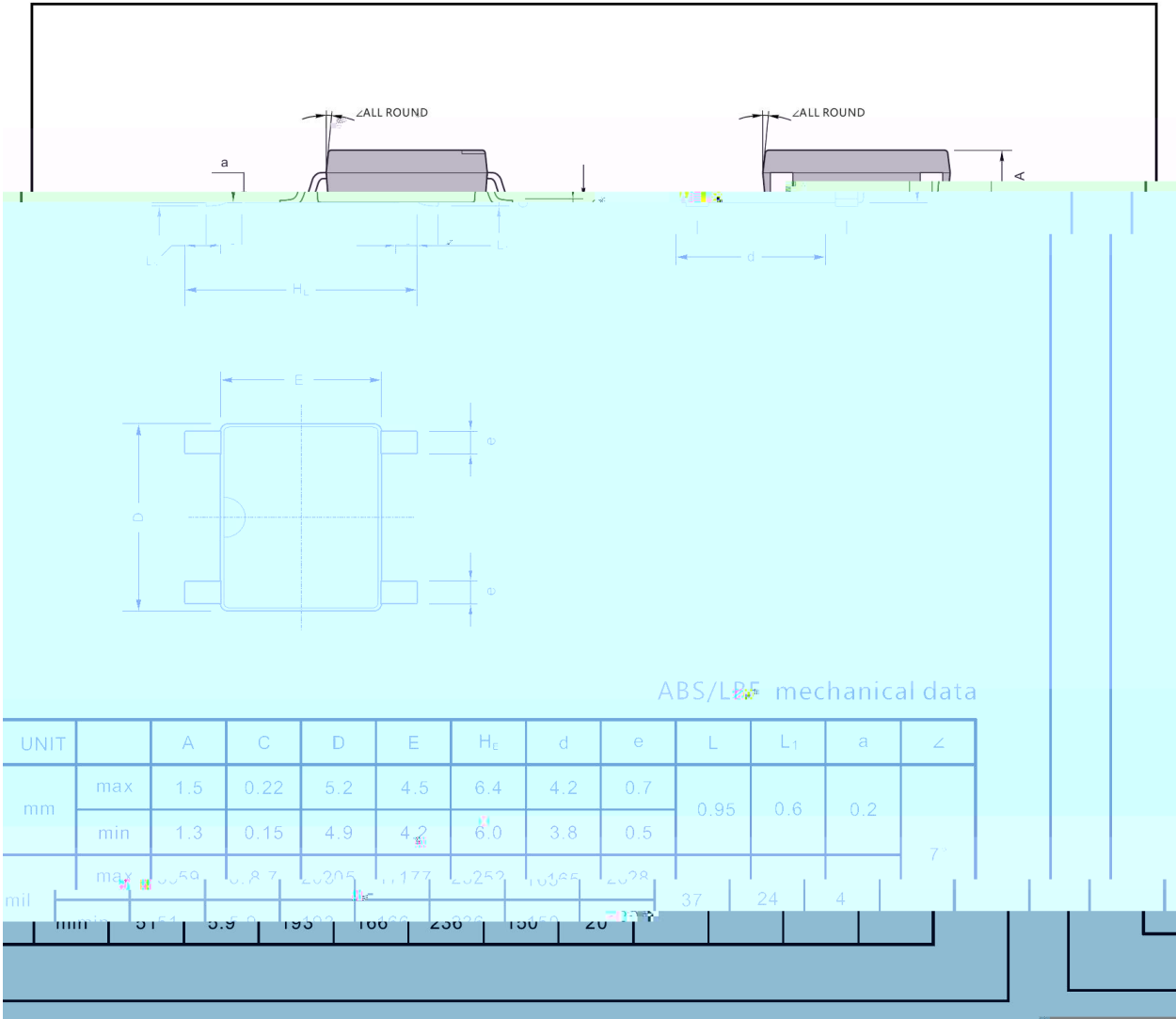
Parameter	Symbol	Rating						Unit
		TB1S-15	TB2S-15	TB4S-15	TB6S-15	TB8S-15	TB10S-15	
Maximum Repetitive Peak Reverse Voltage	V_{RRM}							

/ Electrical Characteristic Curve



/ Package Dimensions

ABS/LBF

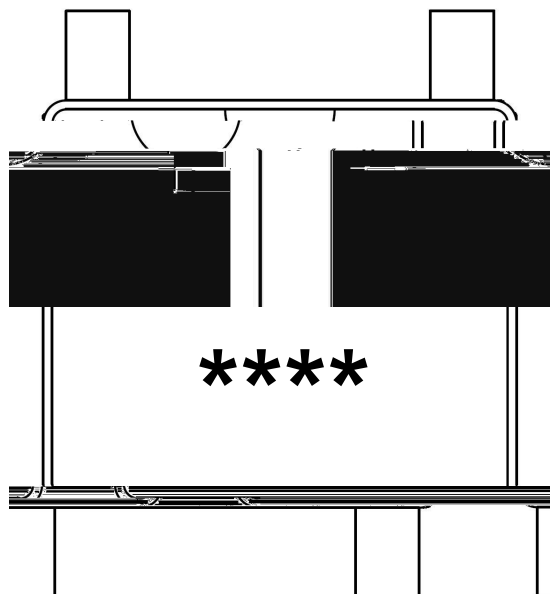


/ Marking Instructions

Marking



/ Marking Instructions



15T1

1 *

3 *

Note:

15T1 Product Type Code

**** Lot No. Code The 1st * means:YM Code The last 3 * means:little Lot No
Code

() / K\ d g\ i Xk i \ Gif] \ d] fi @ ' I \] dn J f d \ i e ^ Z G Y \$ = i \ \ z

