

/ Descriptions

SOT-23 PNP Silicon PNP transistor in a SOT-23 Plastic Package.

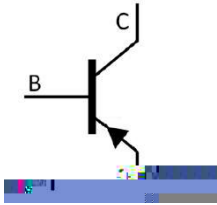
/ Features

Complementary pair with 2SC4210.
High h_{FE} , complementary pair with 2SC4210.


/ Applications

Audio power amplifier application.

/ Equivalent Circuit



/ Pinning



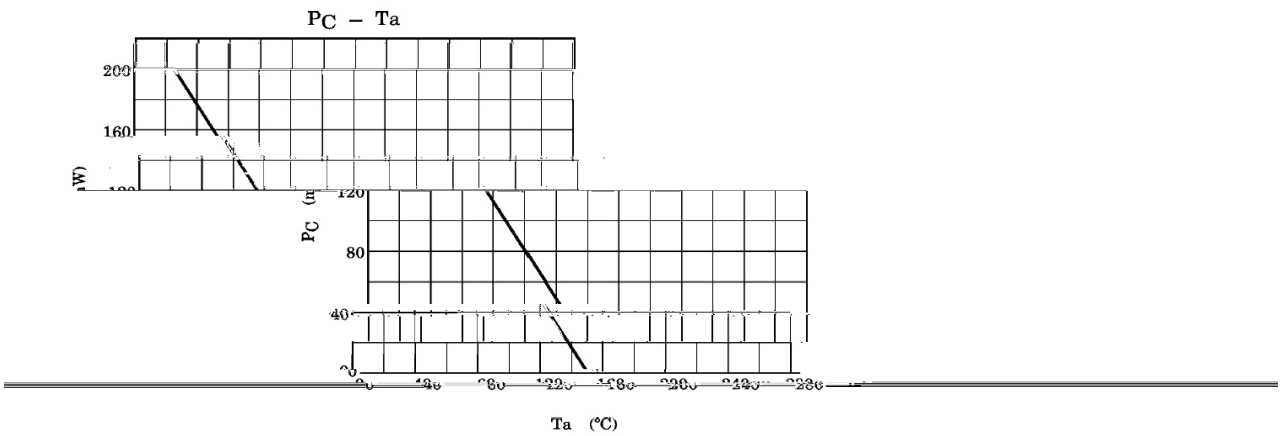
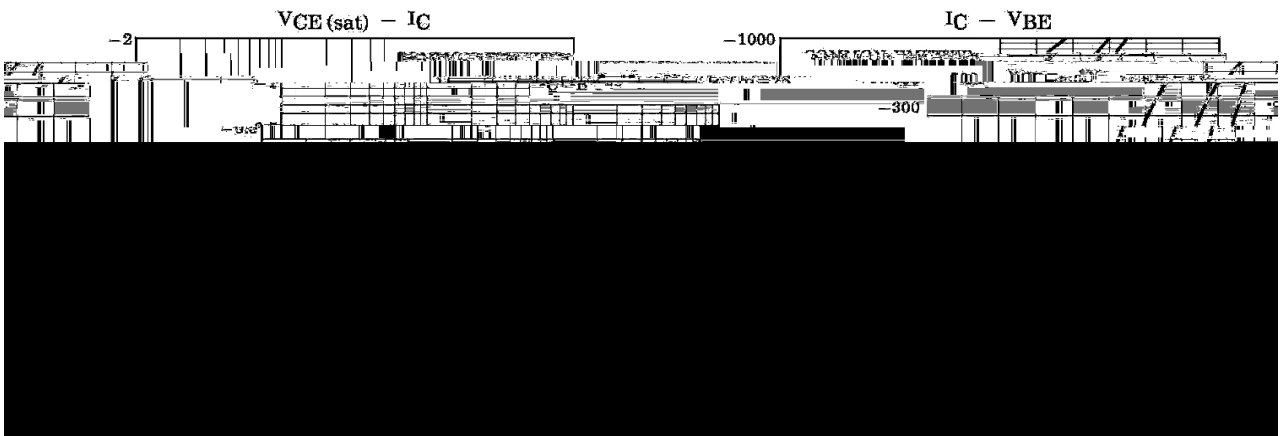
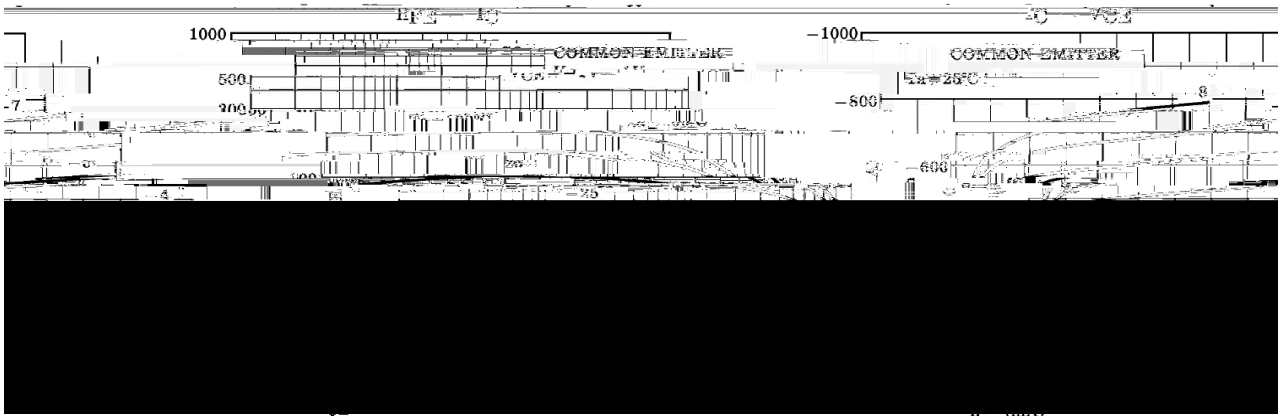
PIN1 Base PIN 2 Emitter PIN 3 Collector

/ h_{FE} Classifications & Marking


h_{FE} Classifications Symbol	O	Y
h_{FE} Range	100 200	160 320
Marking	H7O	H7Y

Parameter	Symbol	Rating	Unit
Collector to Base Voltage			

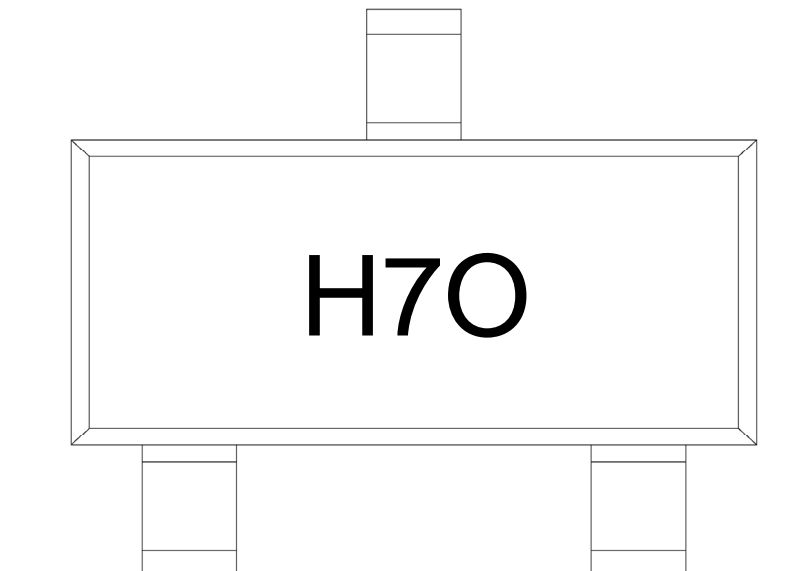
/ Electrical Characteristic Curve



/ Package Dimensions



/ Marking Instructions



H

7

O: h_{FE}

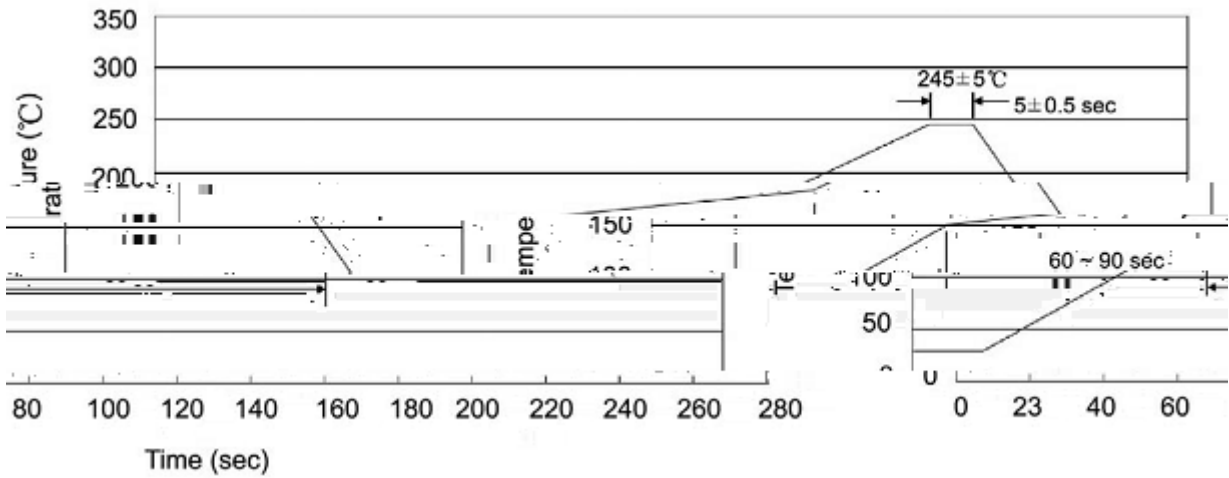
Note:

H: Company Code

7: Product Type Code

O: h_{FE} Classifications Symbol Code

() / Temperature Profile for IR Reflow Soldering(Pb-Free)



Note:

- | | | | | | |
|---|-------|-----|----|-----------|---|
| 1 | 25 | 150 | 60 | 90sec; | 1.Preheating:25~150 , Time:60~90sec. |
| 2 | 245±5 | | | 5±0.5sec; | 2.Peak Temp.:245±5 , Duration:5±0.5sec. |
| 3 | | | 2 | 10 /sec. | 3. Cooling Speed: 2~10 /sec. |

/ Resistance to Soldering Heat Test Conditions

260±5 10±1 sec. Temp.:260±5 Time:10±1 sec

/ Packaging SPEC.

/ REEL

Package Type 封装形式	Units 包装数量					Dimension 包装尺寸 (unit: mm ³)		
	只卷盘	卷盘盒	只盒	盒箱	只箱		盒	箱

/ Notices