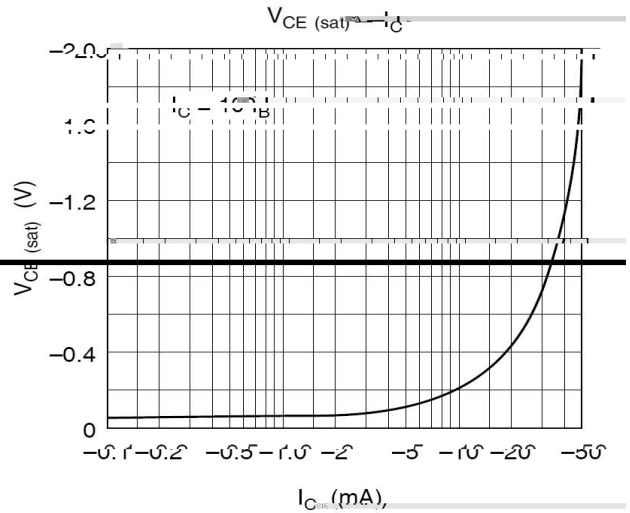
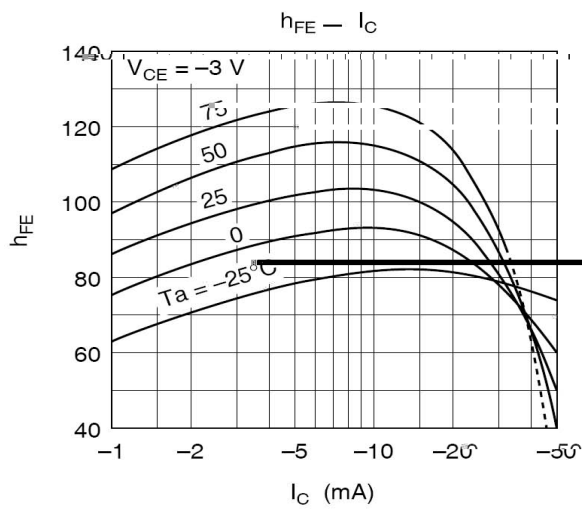
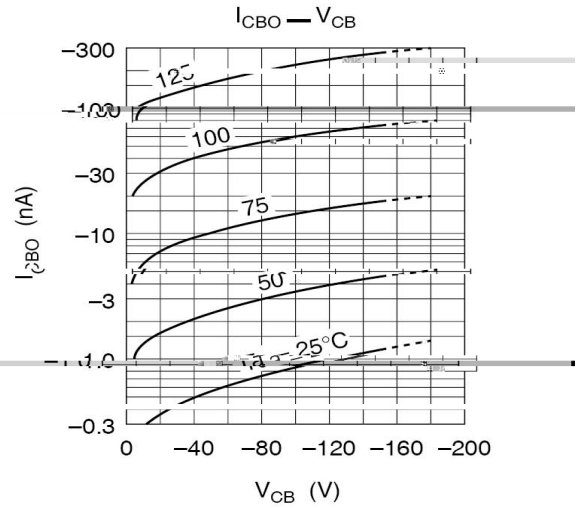
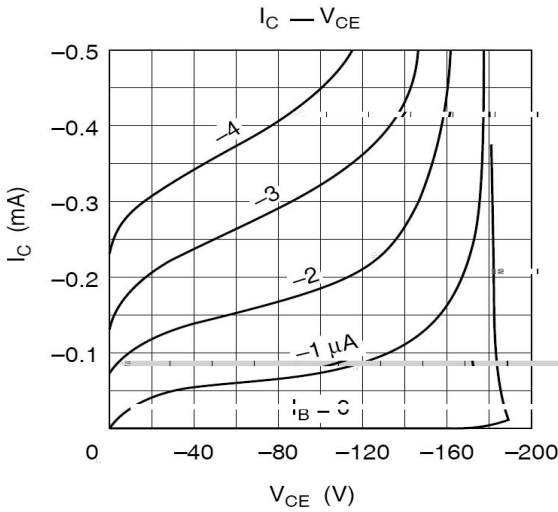
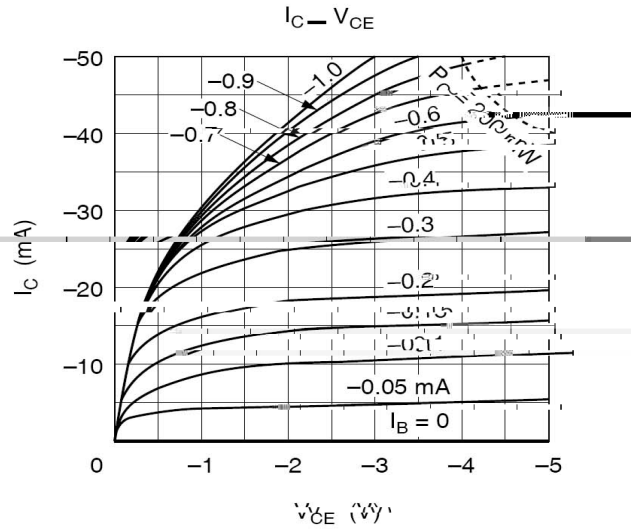
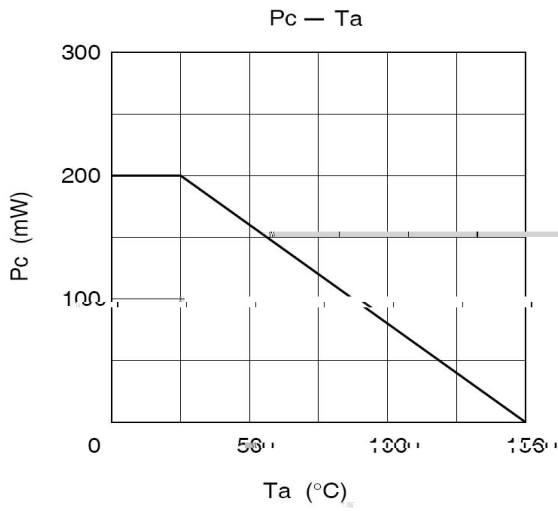


2SA778(A)
Rev.E Mar.-2016

Parameter	Symbol		Rating	Unit
Collector to Base Voltage	V_{CBO}	2SA778	-150	V
		2SA778A	-180	
Collector to Emitter Voltage	V_{CEO}	2SA778	-150	V
		2SA778A	-180	
Emitter to Base Voltage	V_{EBO}		-5.0	V
Collector Current - Continuous	I_C		-50	mA
Collector Power Dissipation	P_C		200	mW
Junction Temperature	T_j		150	
Storage Temperature Range	T_{stg}		-55 150	

Parameter	Symbol	Test Conditions	Min	Typ	Max	Unit
-----------	--------	-----------------	-----	-----	-----	------

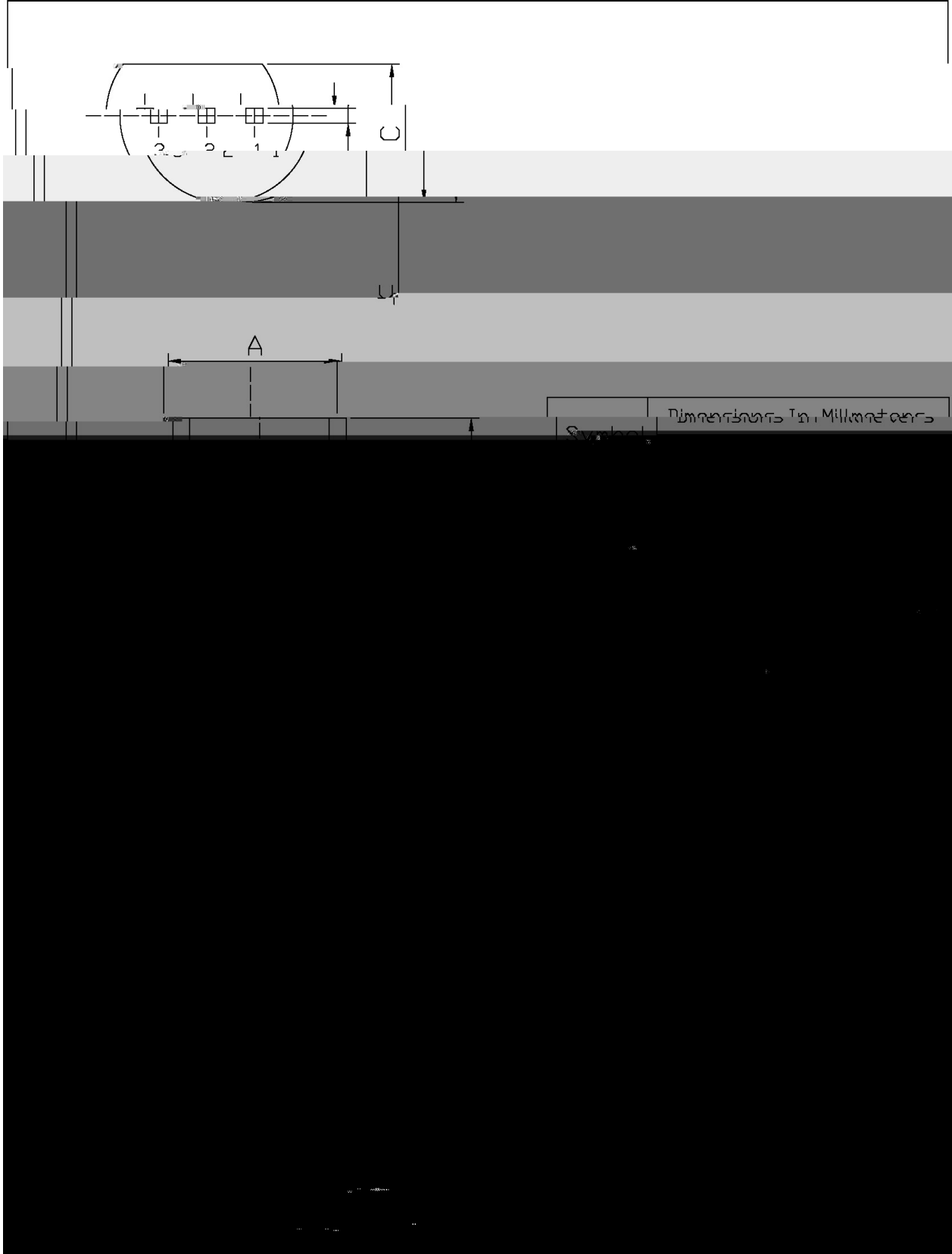
/ Electrical Characteristic Curve



/ Package Dimensions

TO-92

Unit: mm



/ Marking Instructions



9| 1

8. . /

!!!!

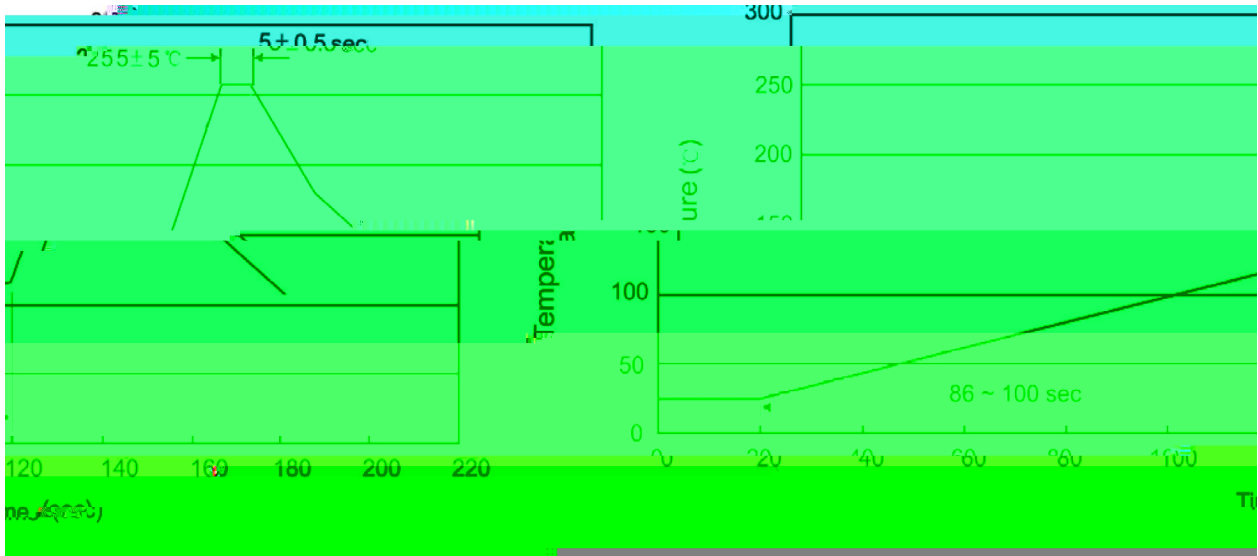
Note:

BR: Company Code.

8. . /: Product Type.

****: Lot No. Code,code change with Lot No.

() / Temperature Profile for Dip Soldering(Pb-Free)



Note:

- | | | | | | |
|---|--------|-----|------------|--------|---|
| 1 | 25 | 150 | 60 | 90sec; | 1.Preheating:25~150 , Time:60~90sec. |
| 2 | 255..5 | | 5..0.5sec; | | 2.Peak Temp.:255..5 , Duration:5..0.5sec. |
| 3 | | 2 | 10 | /sec. | 3. Cooling Speed: 2~10 /sec. |

/ Resistance to Soldering Heat Test Conditions

270..5 10...1 sec. Temp:270±5 Time:10±1 sec

/ Packaging SPEC.

/ BULK

Package Type	Units					Dimension (unit mm3)		
	Units/Bag /	Bags/Inner Box /	Units/Inner Box /	Inner Boxes/Outer Box /	Units/Outer Box /	Bag	Inner Box	Outer Box
TO-92	1,000	10	10,000	5	50,000	135×190	237×172×102	560×245×195
	1,000	10	10,000	10	100,000	135×190	237×172×102	560×245×375

/ AMMO

Package Type	Units					Dimension (unit mm3)	
	Units/tape /	Tape/Inner Box /	Rows/Inner Box /	Inner Boxes/Outer Box /	Units/Outer Box /	Inner Box	Outer Box
TO-92	3,000	1	120	10	30,000	328×230×42	480×346×235 547×407×268

/ Notices