

**/ Descriptions**

TO-126F          PNP          Silicon PNP transistor in a TO-126F Plastic Package.

**/ Features**

2SD600K  
High  $V_{CEO}$ , high current, low saturation voltage and good linearity of  $h_{FE}$  complementary pair with 2SD600K.


**/ Applications**

Low frequency power amplifier, medium speed switching applications.

**/ Equivalent Circuit**



**/ Pinning**



PIN1 Emitter          PIN 2 Collector          PIN 3 Base

**/  $h_{FE}$  Classifications & Marking**


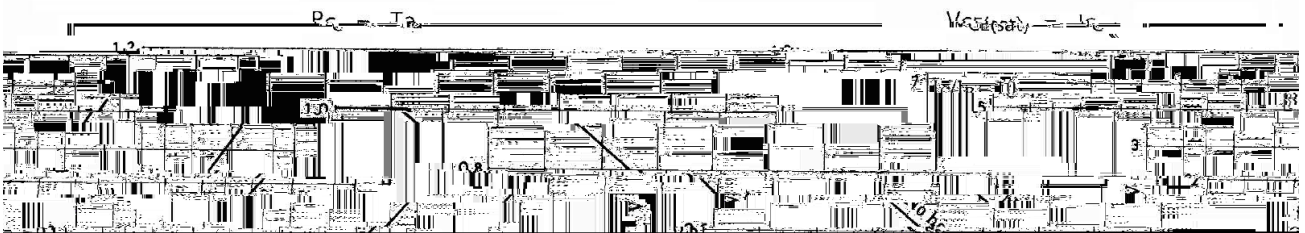


$h_{FE}$ Classifications Symbol	D	E	F
$h_{FE}$ Range	60 120	100 200	160 320

RPG

Parameter

Symbol

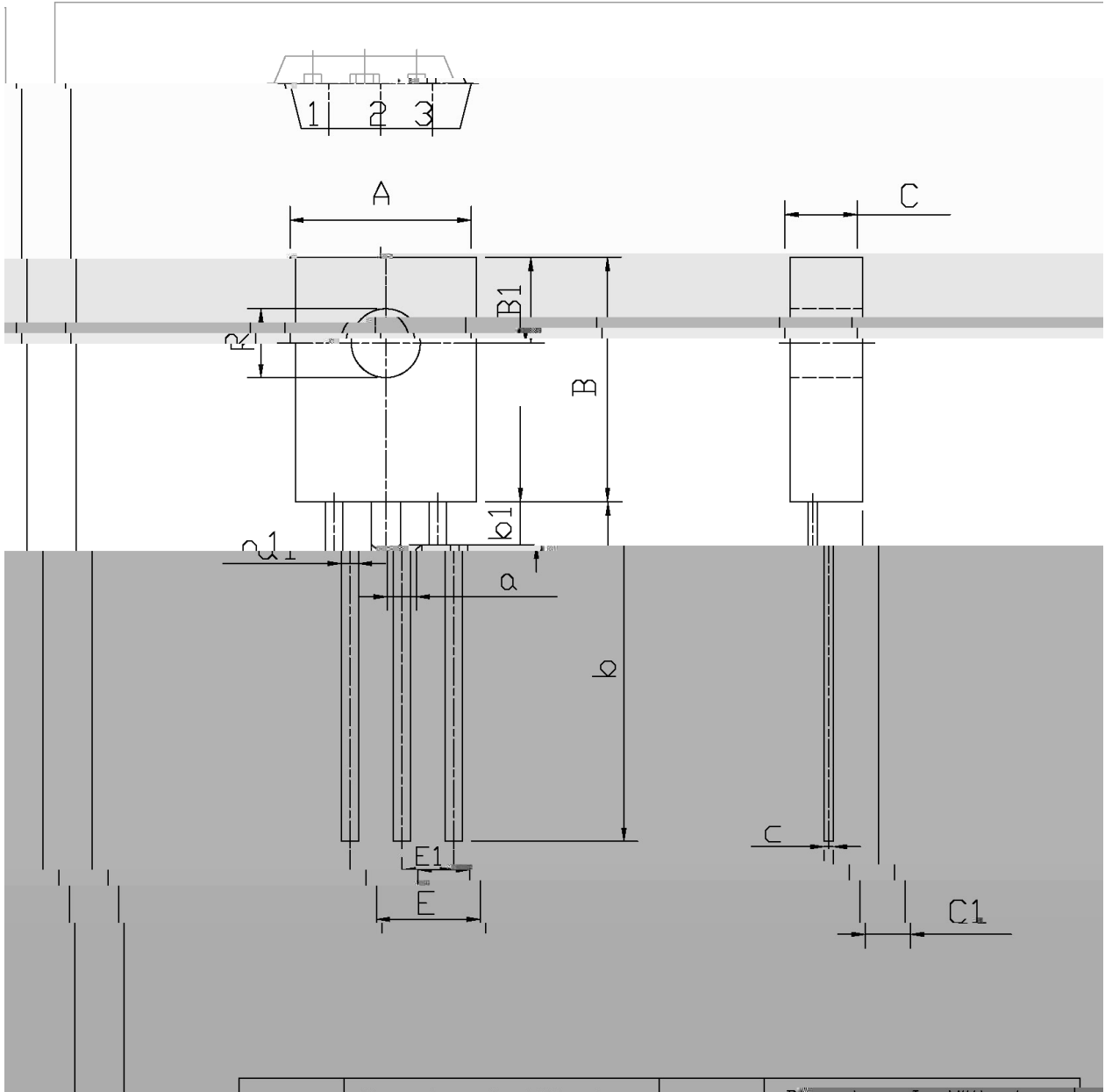
/ Electrical Characteristic Curve



/ Package Dimensions

2SB631K

单位: mm



Symbol	Min	Max	Symbol	Min	Max
A	7.8	8.2	a1	0.66	



**( ) / Temperature Profile for Dip Soldering(Pb-Free)**



- |   |       |     |       |          |       |   |
|---|-------|-----|-------|----------|-------|---|
| 1 | 25    | 150 | 60    | 90sec;   | Note: | 1.Preheating:25~150 , Time:60~90sec.    |
| 2 | 255±5 |     | 5±0.5 | sec;     |       | 2.Peak Temp.:255±5 , Duration:5±0.5sec. |
| 3 |       |     | 2     | 10 /sec. |       | 3. Cooling Speed: 2~10 /sec.            |

**/ Resistance to Soldering Heat Test Conditions**

270±5                      10±1 sec.                      Temp.:270±5                      Time:10±1 sec

**/ Packaging SPEC.**

/ BULK

Package Type	Units					Dimension (unit mm <sup>3</sup> )		

/ TUBE

Package Type	Units					Dimension (unit mm <sup>3</sup> )		