

/ Descriptions

KF (\$) - = GE G Silicon PNP transistor in a TO-126F Plastic Package.

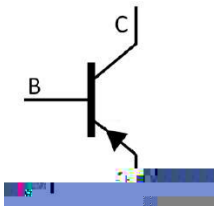
/ Features

) J; -- 0žž
Complementary pair with 2SD669(A).


/ Applications

Low frequency power amplifier.

/ Equivalent Circuit



/ Pinning

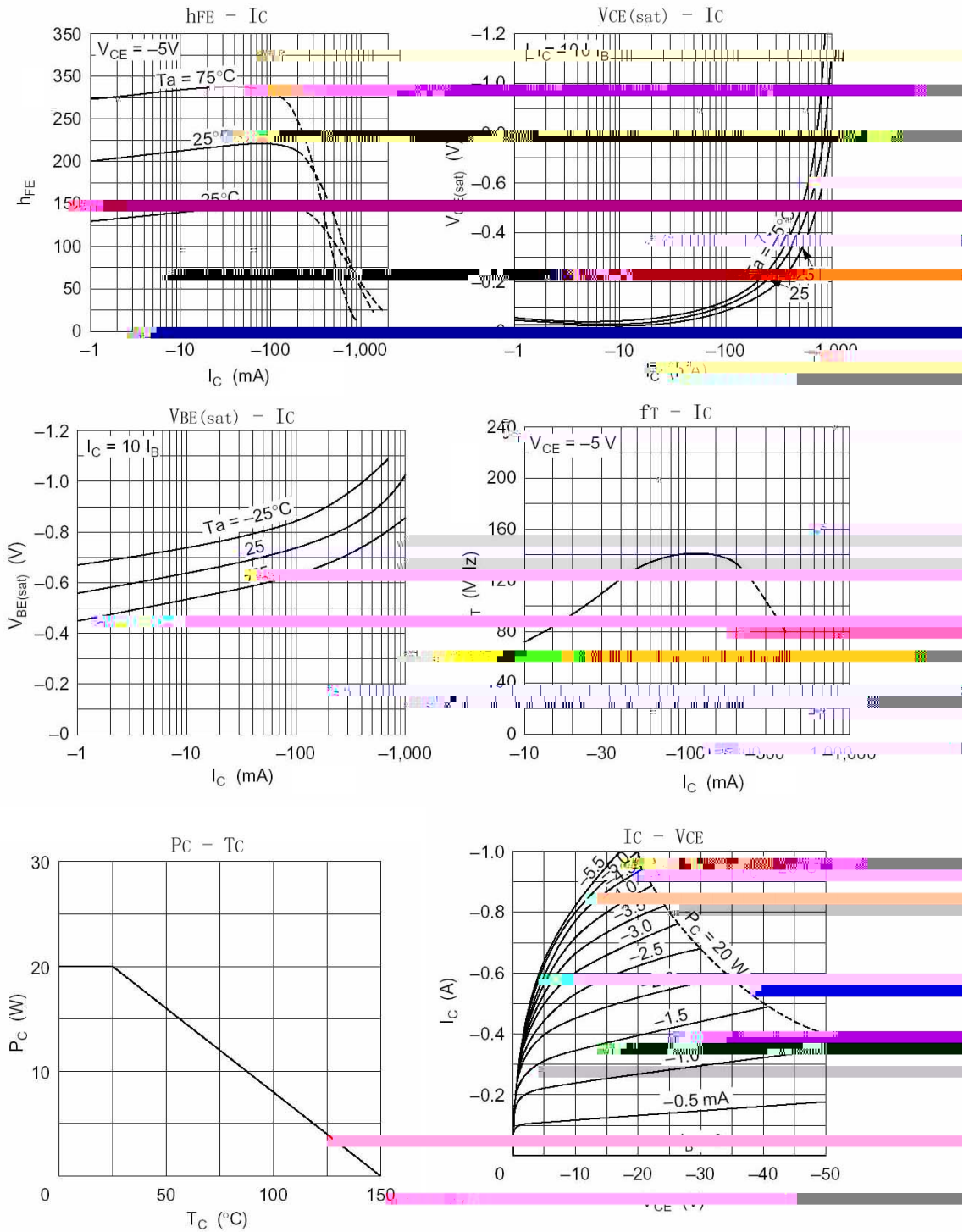


PIN1 Emitter PIN 2 Collector PIN 3 Base

/ h_{FE} Classifications & Marking

h _{FE} Classifications Symbol	B	C	D
h _{FE} Range	60 120	100 200	160 320

/ Electrical Characteristic Curve



/ Package Dimensions




/ Marking Instructions



- 9|
- 9- +0
- 91
- !!!!
- Note:
- BR: Company Code
- B649 : Product Type.
- B: h_{FE} Classifications Symbol
- ****: Lot No. Code, code change with Lot No.

() / Temperature Profile for Dip Soldering(Pb-Free)



Note:

- | | | | | | |
|---|--------|-----|------------|----------|---|
| 1 | 25 | 150 | 60 | 90sec; | 1.Preheating:25~150 , Time:60~90sec. |
| 2 | 255..5 | | 5..0.5sec; | | 2.Peak Temp.:255..5 , Duration:5..0.5sec. |
| 3 | | | 2 | 10 /sec. | 3. Cooling Speed: 2~10 /sec. |

5 & 255...