

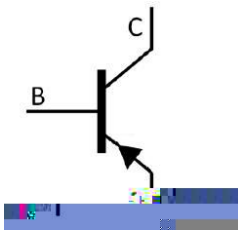
/ Descriptions

JF K\$) * GE G` Silicon PNP transistor in a SOT-23 Plastic Package.

/ Features

#_=<
Low saturation voltage, excellent h_{FE} linearity and high h_{FE} .

Output stage of audio amplifier, voltage regulator, DC-DC converter and relay driver.




PIN1 Base PIN 2 Emitter PIN 3 Collector

/ h_{FE} Classifications & Marking

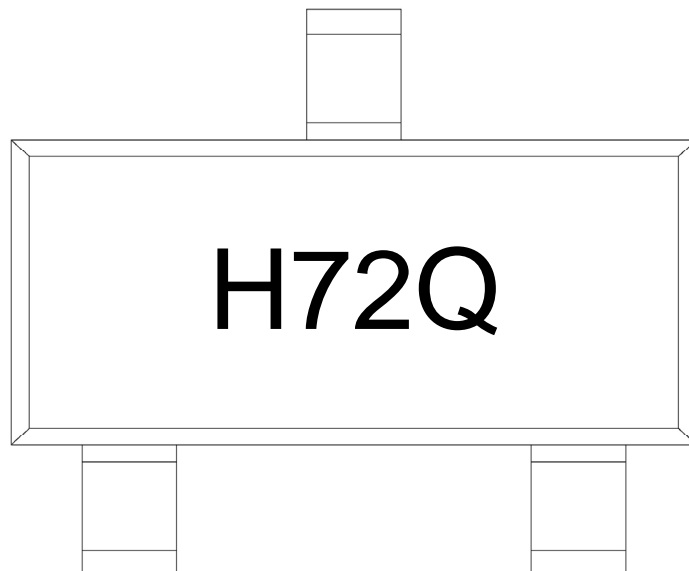
Parameter	Symbol	Rating	Unit
Collector to Base Voltage	V_{CBO}	-40	V
Collector to Emitter Voltage	V_{CEO}	-30	V
Emitter to Base Voltage	V_{EBO}	-5	V
Collector Current - DC	I_C	-3	A
Collector Current - Pulse	I_{CP}	-7	A
Collector Power Dissipation	P_C	350	mW
Junction Temperature	T_j	150	
Storage Temperature Range	T_{stg}	-55 150	

Parameter	Symbol	Test Conditions	Min	Typ	Max	Unit
Collector to Base Breakdown Voltage	V_{CBO}	$I_C = -100\mu A$ $I_E = 0$	-40			V
Collector to Emitter Breakdown Voltage	V_{CEO}	$I_C = -1.0mA$ $I_B = 0$	-30			V
Emitter to Base Breakdown Voltage	V_{EBO}	$I_E = -100\mu A$ $I_C = 0$	-5			V

/ Package Dimensions



/ Marking Instructions

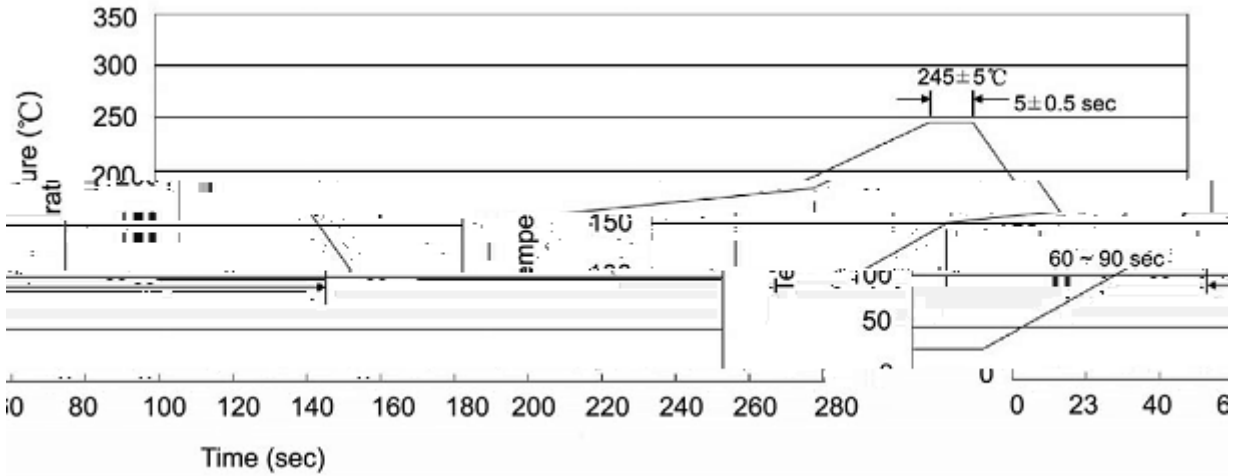


?
.)
H

Note:

- H: Company Code
- 72: Product Type Code
- Q: h_{FE} Classifications Symbol Code

() / Temperature Profile for IR Reflow Soldering(Pb-Free)



Note:

- | | | | | | |
|---|--------|-----|------------|--------|-------------------------------------------|
| 1 | 25 | 150 | 60 | 90sec; | 1.Preheating:25~150 , Time:60~90sec. |
| 2 | 245..5 | | 5..0.5sec; | | 2.Peak Temp.:245..5 , Duration:5..0.5sec. |
| 3 | | 2 | 10 | /sec. | 3. Cooling Speed: 2~10 /sec. |

/ Resistance to Soldering Heat Test Conditions

260..5 10..1 sec. Temp.:260..5 Time:10..1 sec

/ Packaging SPEC.

/ REEL

Package Type	Units					Dimension (unit mm ³)		
	Units/Reel	Reels/Inner Box	Units/Inner Box	Inner Boxes/Outer Box	Units/Outer Box	Reel	Inner Box	Outer Box
SOT-23	3,000	10	30,000	6	180,000	7 ×8	180×120×180	390×385×205

/ Notices