

# 2SC1360(A)

Rev.E Mar.-2016

## / Descriptions

TO-92LM          NPN          Silicon NPN transistor in a TO-92LM Plastic Package.

## / Features

High  $f_T$ , large  $P_C$ .

## / Applications

Picture IF amplifier.

## / Equivalent Circuit



## / Pinning



PIN1   Base          PIN 2   Collector          PIN 3   Emitter

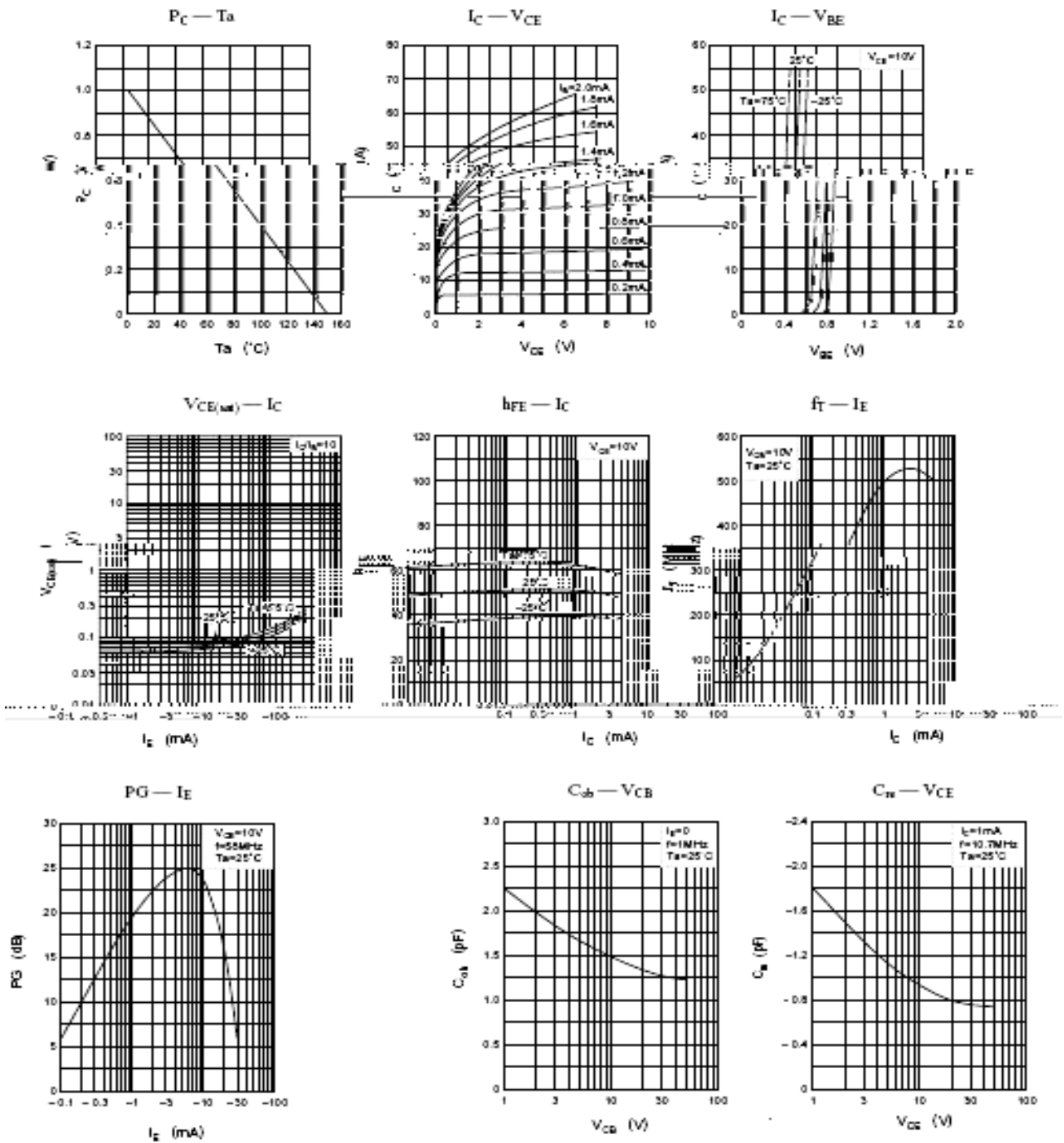
## / $h_{FE}$ Classifications & Marking

See Marking Instructions.

Parameter	Symbol		Rating	Unit
Collector to Base Voltage	$V_{CBO}$	2SC1360	50	V
		2SC1360A	60	
Collector to Emitter Voltage	$V_{CEO}$	2SC1360	45	V
		2SC1360A	60	
Emitter to Base Voltage	$V_{EBO}$		4.0	V
Collector Current - Continuous	$I_C$		50	mA
Collector Power Dissipation	$P_C$		1.0	W
Junction Temperature	$T_j$		150	
Storage Temperature Range	$T_{stg}$		-55 150	

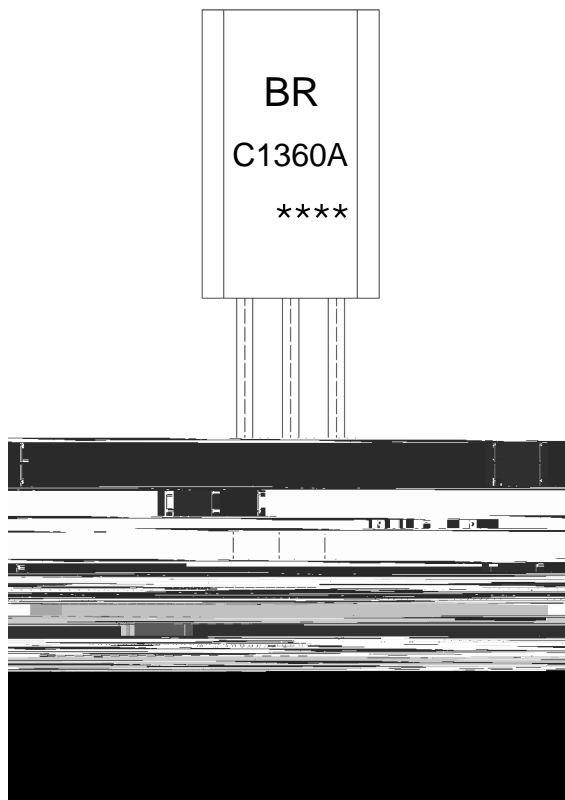
Parameter	Symbol	Test Conditions	Min	Typ	Max	Unit
Collector to Base Breakdown Voltage	$V_{CBO}$	2SC1360 $I_C = -10\mu A$ $I_E = 0$	50			

/ Electrical Characteristic Curve



**2SC1360(A)**  
Rev.E Mar.-2016

/ Marking Instructions



BR:

C1360A

\*\*\*\*

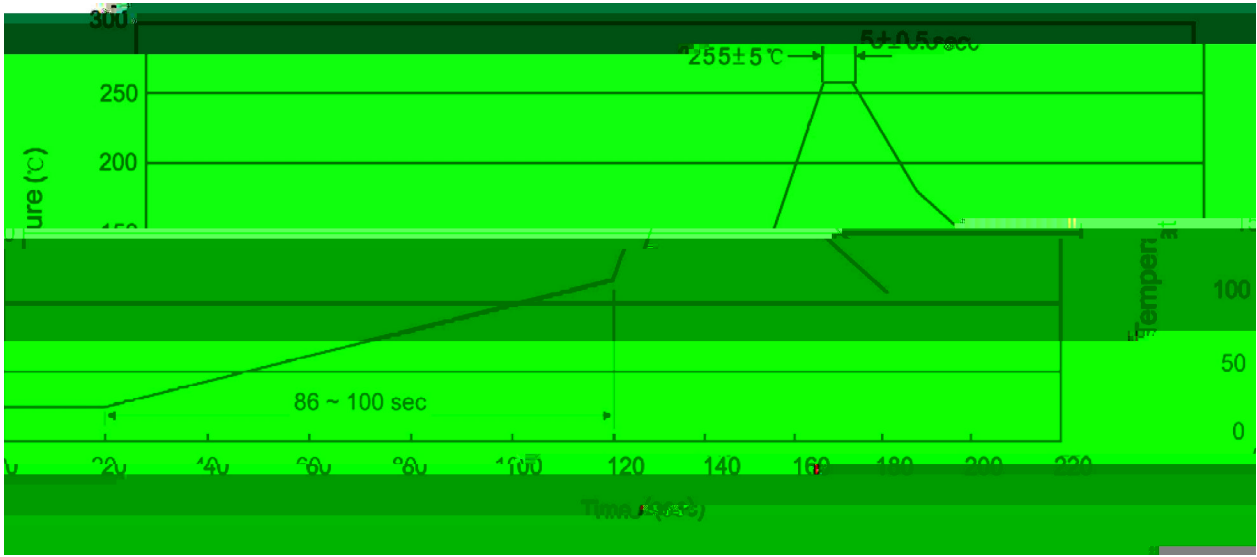
Note:

BR: Company Code.

C1360A: Product Type.

\*\*\*\*: Lot No. Code,code change with Lot No.

( ) / Temperature Profile for Dip Soldering(Pb-Free)



Note:

- |   |       |     |           |          |   |
|---|-------|-----|-----------|----------|---|
| 1 | 25    | 150 | 60        | 90sec;   | 1.Preheating:25~150 , Time:60~90sec.    |
| 2 | 255±5 |     | 5±0.5sec; |          | 2.Peak Temp.:255±5 , Duration:5±0.5sec. |
| 3 |       |     | 2         | 10 /sec. | 3. Cooling Speed: 2~10 /sec.            |

/ Resistance to Soldering Heat Test Conditions

270±5                      10±1 sec.                      Temp.:270±5                      Time:10±1 sec

/ Packaging SPEC.

/ BULK		/ TRAY		/ BAG		/ BOX	
Package Type	Units/Bag	Units/Inner Box	Inner Boxes/Outer Box	Units/Outer Bag	Bag	Inner Box	Dimension (mm3)
载	袋	盒	盒	箱	箱	袋	盒