
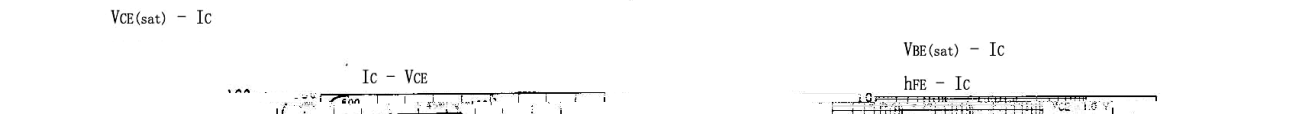
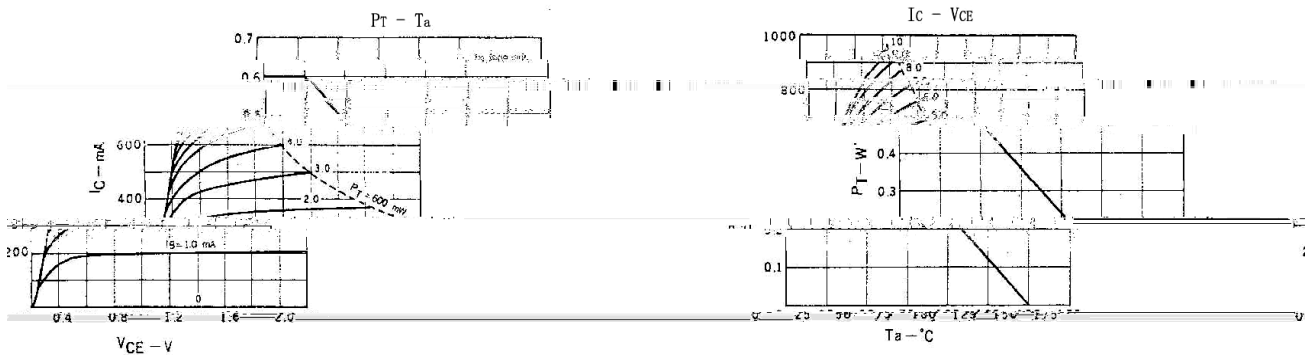


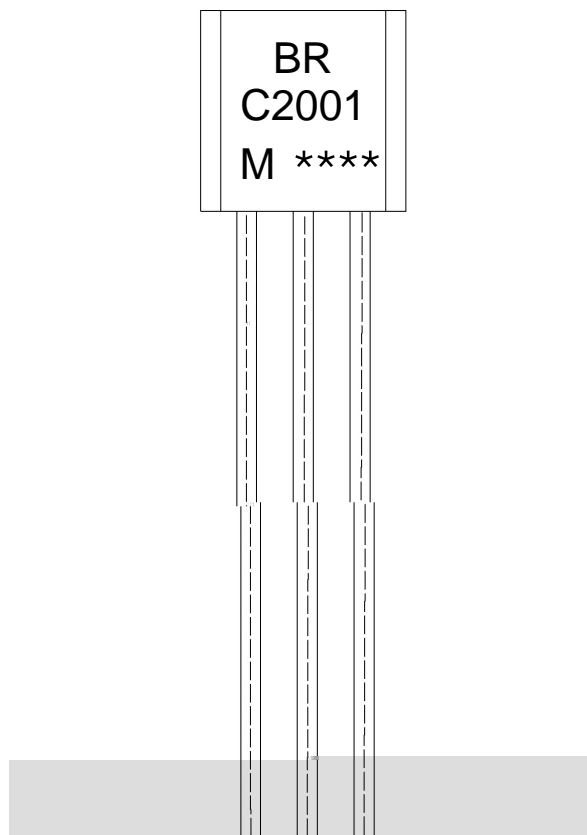
Parameter	Symbol	Rating	Unit
Collector to Base Voltage	V_{CBO}	30	V
Collector to Emitter Voltage	V_{CEO}	25	V
Emitter to Base Voltage	V_{EBO}	5.0	V
Collector Current - Continuous	I_C	700	mA
Base Current - Continuous	I_B	150	mA
Collector Power Dissipation	P_C	600	mW

/ Electrical Characteristic Curve



2SC2001
Rev.E Mar.-2016

/ Marking Instructions



BR:

C2001

M: h_{FE}

Note:

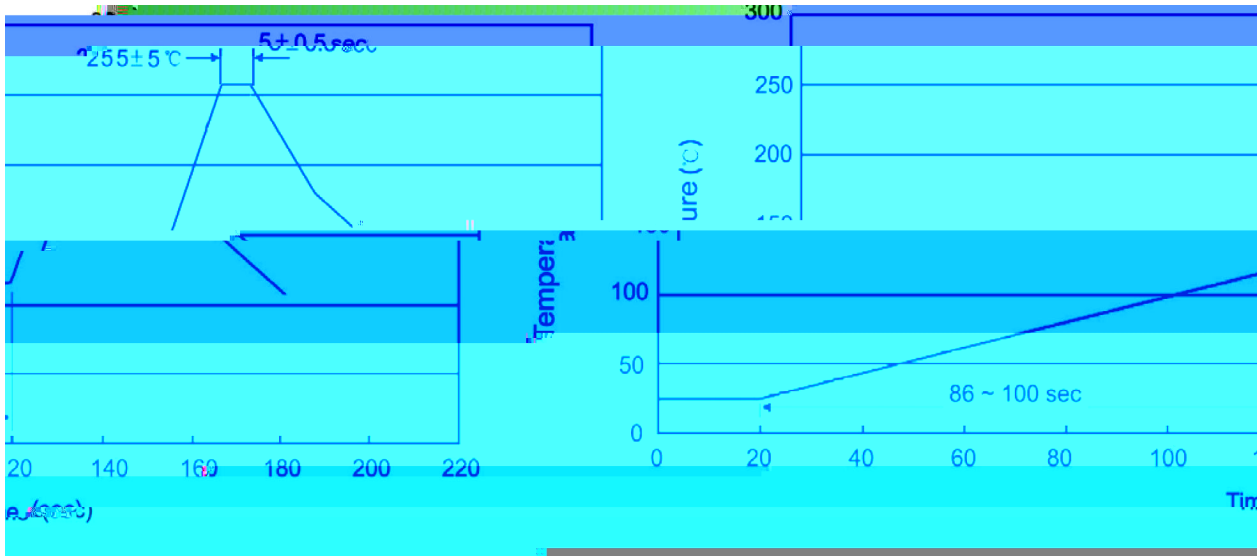
BR: Company Code.

C2001: Product Type.

M: h_{FE} Classifications Symbol

****: Lot No. Code, code change with Lot No.

() / Temperature Profile for Dip Soldering(Pb-Free)



- 1 25 150 60 90sec;
- 2 255±5 5±0.5sec;
- 3 2 10 /sec.

Note:

- 1.Preheating:25~150 , Time:60~90sec.
- 2.Peak Temp.:255±5 , Duration:5±0.5sec.
- 3. Cooling Speed: 2~10 /sec.

/ Resistance to Soldering Heat Test Conditions

270±5 10±1 sec. Temp:270±5 Time:10±1 sec

/ Packaging SPEC.

/ BULK

dBW(37#y)