

2SC2621
Rev.E Mar.-2016

TO-126F NPN Silicon NPN transistor in a TO-126F Plastic Package.

© 2016 Blue Rocket Electronics

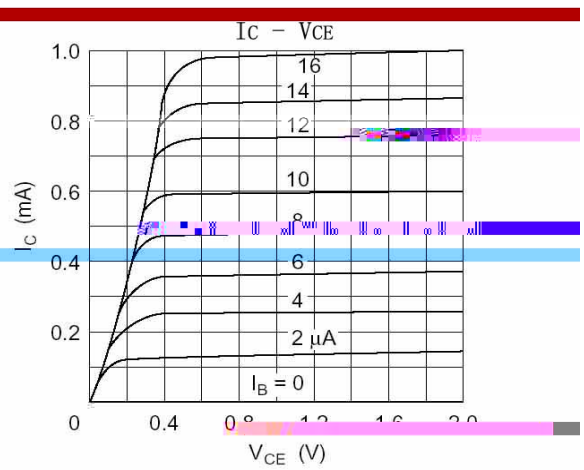
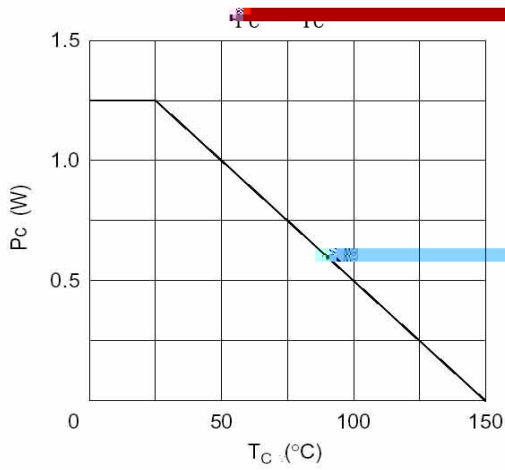
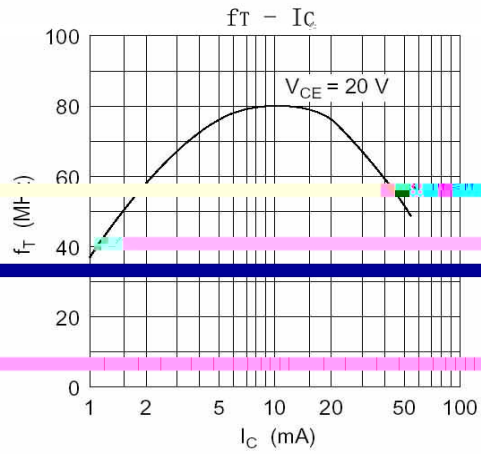
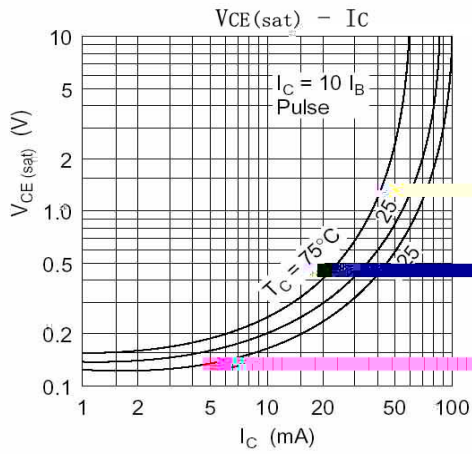
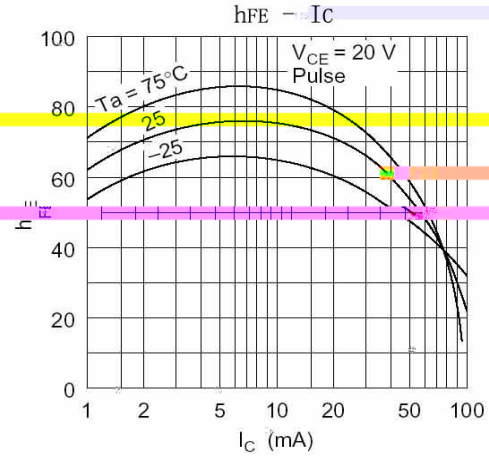
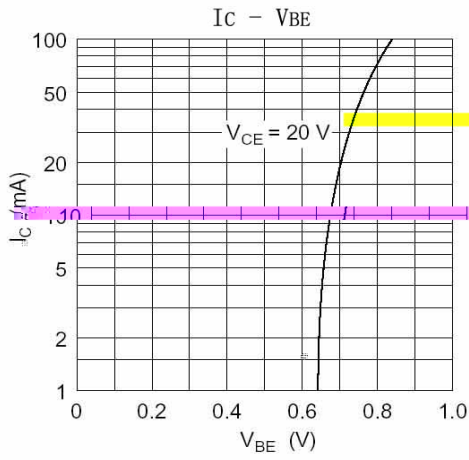
www

Parameter	Symbol	Rating	Unit
Collector to Base Voltage	V_{CBO}	300	V
Collector to Emitter Voltage	V_{CEO}	300	V
Emitter to Base Voltage	V_{EBO}	6.5	V
Collector Current - Continuous	I_C	200	mA
Collector Current – Continuous(Pulse)	I_{CP}	700	mA
Collector Power Dissipation	P_C	1.2	W
Collector Power Dissipation	$P_C(T_c=25^\circ C)$	10	W
Junction Temperature	T_j	150	
Storage Temperature Range	T_{stg}	-55 150	

Parameter	Symbol	Test Conditions	Min	Typ	Max	Unit
Collector Cut-Off Current	I_{CBO}	$V_{CB}=200V$ $I_E=0$			1.0	μA
Emitter Cut-Off Current	I_{EBO}	$V_{EB}=6.0V$ $I_C=0$			1.0	μA
DC Current Gain	h_{FE}	$V_{CE}=10V$ $I_C=10mA$	40		200	

Collector to Emitter Saturation
V

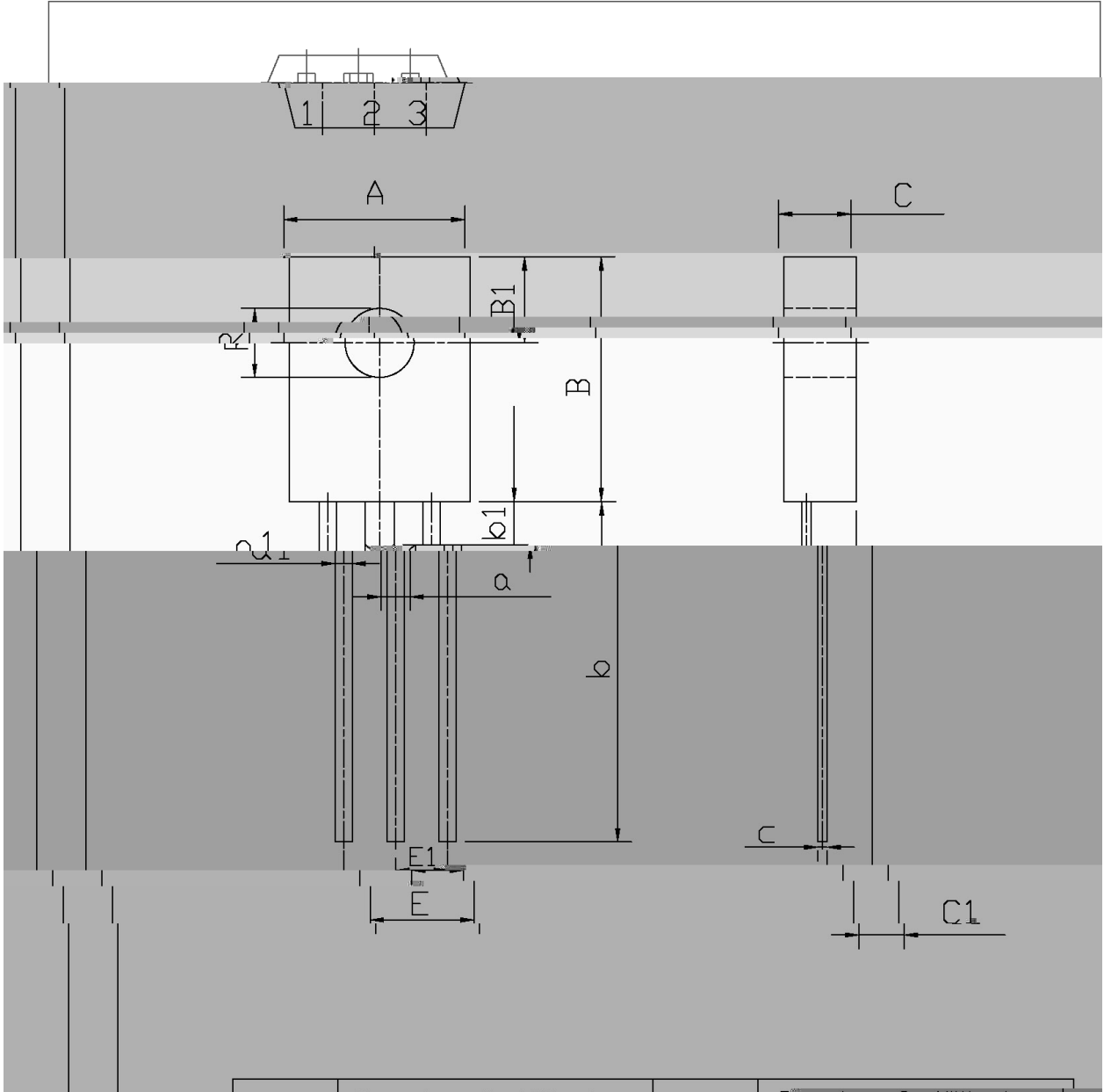
/ Electrical Characteristic Curve



/ Package Dimensions

TU-126F

单位: mm



Symbol: Min Max Symbol: Min Max

Symbol	Min	Max	Symbol	Min	Max
A	7.8	8.2	a1	0.65	
B	10.9	11.3			

/ Marking Instructions



BR

C2621

C: h_{FE}

Note:

BR: Company Code

C2621: Product Type.

C: h_{FE} Classifications Symbol

****: Lot No. Code, code change with Lot No.

