




Parameter	Symbol	Rating	Unit
Collector to Base Voltage	$V_{CBO}$	1200	V
Collector to Emitter Voltage	$V_{CEO}$	800	V
Emitter to Base Voltage	$V_{EBO}$	7	V
Collector Current - Continuous	$I_C$	10	A
Peak Collector Current	$I_{CP}$	20	A
Base Current	$I_B$	4	A
Base Current Peak	$I_{BP}$	8	A
Collector Power Dissipation	$P_{C(TC=25)}$	150	W
Junction Temperature	$T_j$	150	
Storage Temperature Range	$T_{stg}$	-55 150	
Thermal Resistance, Junction to Case	$R_{th(j-c)}$	0.83	/W

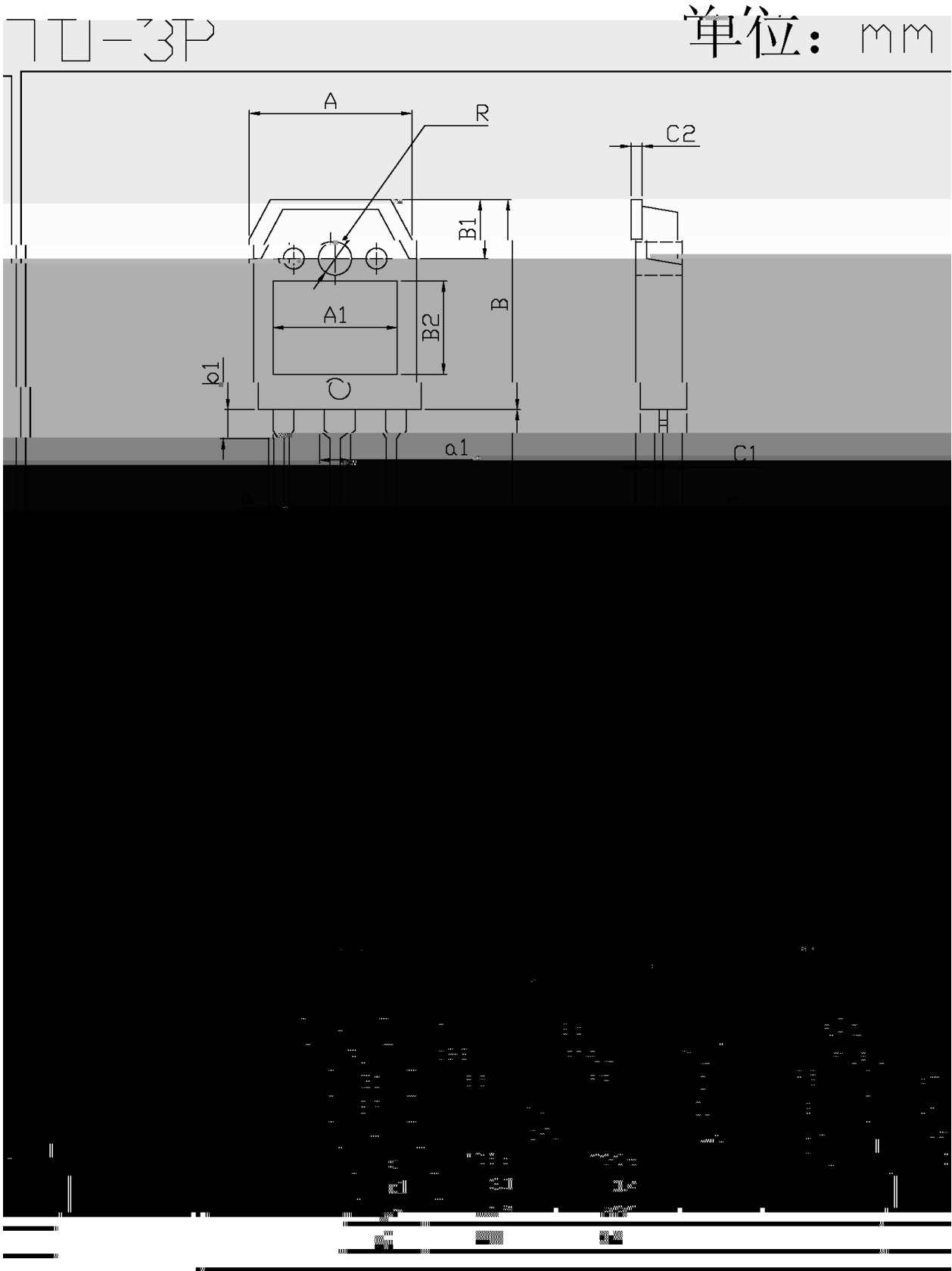
Parameter	Symbol	Test Conditions	Min	Typ	Max	Unit
Collector to Base Breakdown Voltage	$V_{CBO}$	$I_C=0.1mA$ $I_E=0$	1200			V
Collector to Emitter Breakdown Voltage	$V_{CEO}$	$I_C=0.2A$ $I_B=0$	800			V
Emitter to Base Breakdown Voltage	$V_{EBO}$	$I_E=0.1mA$ $I_C=0$	7			V
Collector Cut-Off Current	$I_{CBO}$	$V_{CB}=1200V$ $I_E=0$			100	$\mu A$
Collector Cut-Off Current	$I_{CEO}$	$V_{CE}=800V$ $I_B=0$			100	$\mu A$
Emitter Cut-Off Current	$I_{EBO}$	$V_{EB}=7V$ $I_C=0$			100	$\mu A$
DC Current Gain	$h_{FE(1)}$	$V_{CE}=5V$ $I_C=5A$	8		60	
	$h_{FE(2)}$	$V_{CE}=5V$ $I_C=1mA$	5			

Collector to Emitter Saturation


/ Electrical Characteristic Curve



/ Package Dimensions



/ Marking Instructions



BR:  
C4237

