


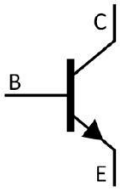
Rev.E Nov.-2016

TO-3P NPN Silicon NPN transistor in a TO-3P Plastic Package.

100W 2SA1943

Recommend for 100W high fidelity audio frequency amplifier output stage, Complementary to 2SA1943.

Power amplifier applications.

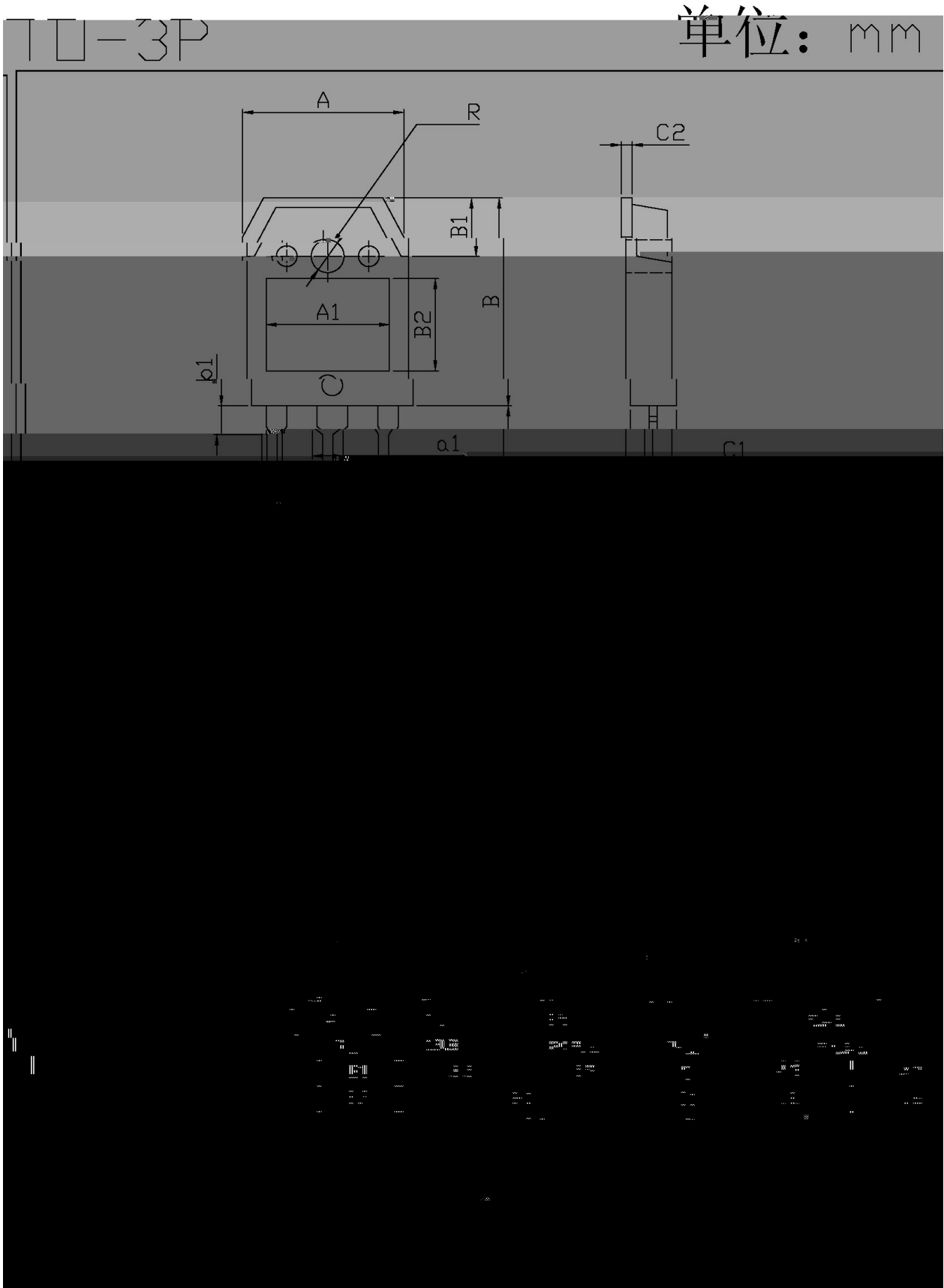



PIN1 Base PIN 2 Collector PIN 3 Emitter

h_{FE} Classifications Symbol	R	O
h_{FE} Range	55~110	80~160

Parameter	Symbol	Rating	Unit
Collector to Base Voltage	V_{CBO}	230	V
Collector to Emitter Voltage	V_{CEO}	230	V
Emitter to Base Voltage	V_{EBO}	5	V
Collector Current - Continuous	I_C	15	A
Peak Collector Current	I_{CP}	30	A
Base Current	I_B	1.5	A
Collector Power Dissipation	$P_{C(TC=25)}$	150	W
Junction Temperature	T_j	150	
Storage Temperature Range	T_{stg}	-55 150	

Parameter	Symbol	Test Conditions	Min	Typ	Max	Unit
Collector to Base Breakdown Voltage	V_{CBO}	$I_C=50mA$ $I_B=0$	230			V
Collector Cut-Off Current	I_{CBO}	$V_{CB}=230V$ $I_E=0$			5	μA
Emitter Cut-Off Current	I_{EBO}	$V_{EB}=5.0V$ $I_C=0$			5	μA
DC Current Gain	$h_{FE(1)}$	$V_{CE}=5.0V$ $I_C=1.0A$	55		160	
	$h_{FE(2)}$	$V_{CE}=5.0V$ $I_C=7.0A$	35	60		
Collector to Emitter Saturation Voltage	$V_{CE(sat)}$	$I_C=8.0A$ $I_B=0.8A$		0.4	3	V
Base to Emitter Voltage	V_{BE}	$V_{CE}=5.0V$ $I_C=7.0A$		1	1.5	V
Transition Frequency	f_T	$V_{CE}=5.0V$ $I_C=1.0A$		30		MHz





BR

C5200

O: h_{FE}

Note:

BR: Company Code.

C5200: Product Typm

Rev.E Nov.-2016