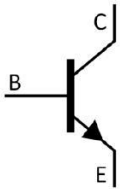


JF K\$) * E GE Silicon NPN transistor in a SOT-23 Plastic Package.

#

High voltage, excellent h_{FE} linearity.

General power amplifier application and low speed switching.




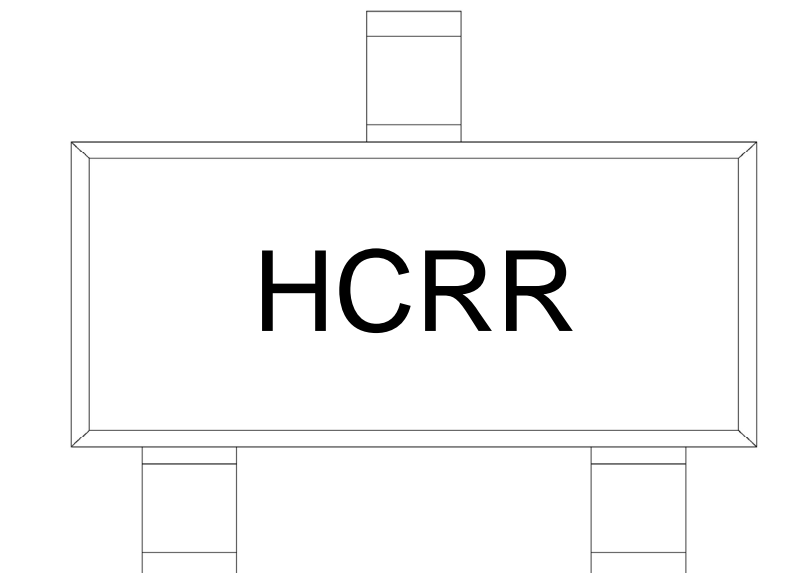
PIN1 Base PIN 2 Emitter PIN 3 Collector

h_{FE} Classifications Symbol	R	Q	P	K
h_{FE} Range	90 180	135 270	200 400	300 600
Marking	HCRR	HCRQ	HCRP	HCRK

SOT-23

单位: mm





H

CI

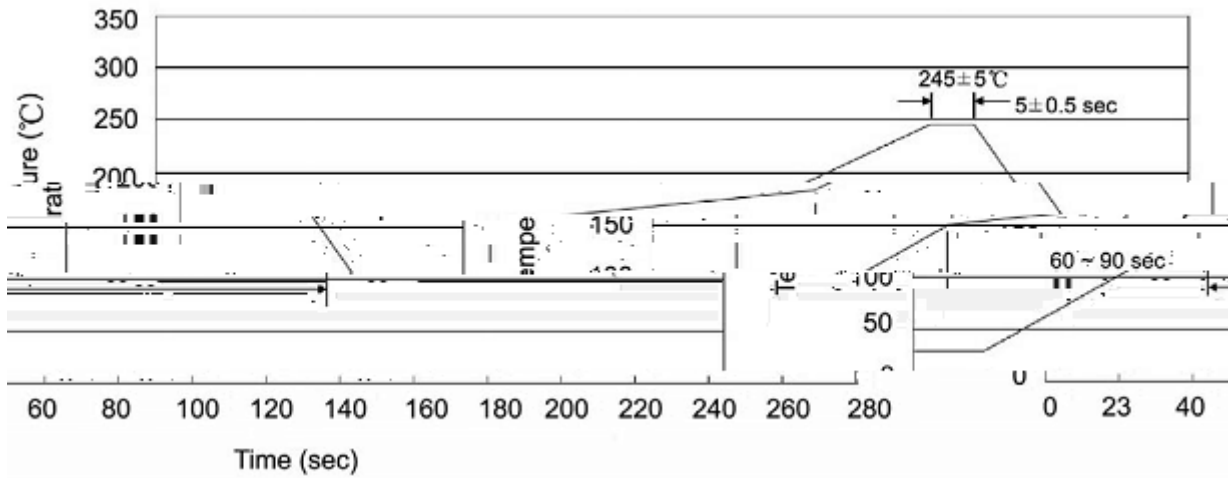
I h_{FE}

Note:

H: Company Code.

CR: Product Type Code.

R: h_{FE} Classifications Symbol Code.

Temperature Profile for IR Reflow Soldering(Pb-Free)


Note:

- | | | | | | |
|---|-------|-----|----|-----------|---|
| 1 | 25 | 150 | 60 | 90sec; | 1.Preheating:25~150 , Time:60~90sec. |
| 2 | 245±5 | | | 5±0.5sec; | 2.Peak Temp.:245±5 , Duration:5±0.5sec. |
| 3 | | | 2 | 10 /sec. | 3. Cooling Speed: 2~10 /sec. |

 260 ± 5
 $10 \pm 1 \text{ sec.}$

 Temp.: 260 ± 5

 Time: $10 \pm 1 \text{ sec}$

/ REEL

Package Type	Units					Dimension (unit mm ³)		
	Units/Reel	Reels/Inner Box	Units/Inner Box	Inner Boxes/Outer Box	Units/Outer Box	Reel	Inner Box	Outer Box
SOT-23	3,000	10	30,000	6	180,000	7 ×8	180×120×180	390×385×205