

2SD1273(A)

Rev.F Mar.-2016

/ Descriptions

TO-220F

NPN

Silicon NPN transistor in a TO-220F Plastic Package.

/ Features

h_{FE}

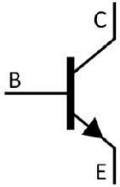
High h_{FE} , good linearity of h_{FE} .

/ Applications


h_{FE}

Power amplifier with high forward current transfer ratio applications.

/ Equivalent Circuit



/ Pinning



PIN1 Base

PIN 2 Collector

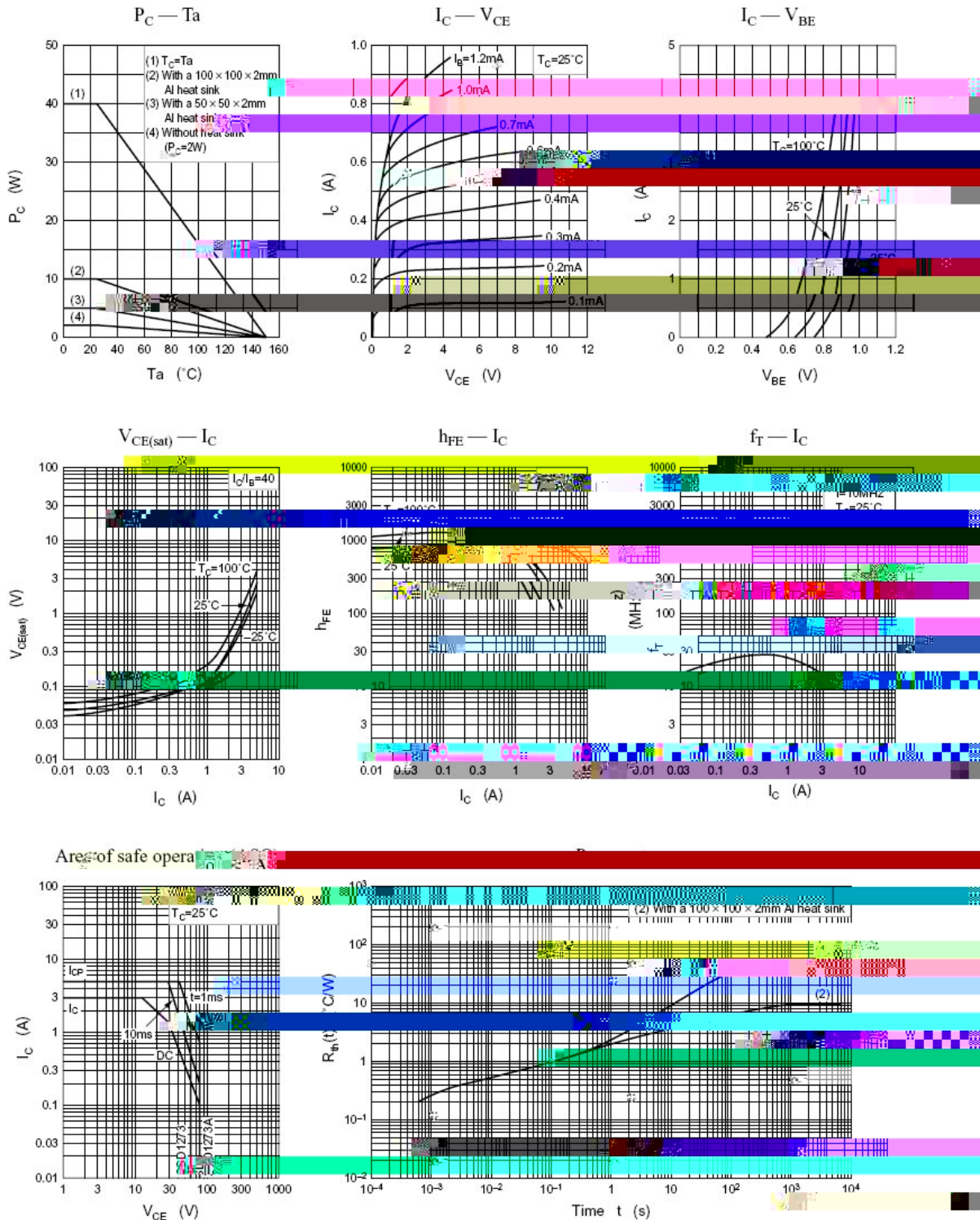
PIN 3 Emitter

/ h_{FE} Classifications & Marking


h_{FE} Classifications Symbol	Q	P	O
h_{FE} Range	500 1000	800 1500	1200 2500

Parameter	Symbol		Rating	Unit
Collector to Base Voltage	V_{CBO}	2SD1273	80	V
		2SD1273A	100	
Collector to Emitter Voltage	V_{CEO}	2SD1273	60	


/ Electrical Characteristic Curve



/ Package Dimensions



/ Marking Instructions



BR

D1273

Q: h_{FE}

Note:


BR: Company Code.

D1273: Product Type.

Q: h_{FE} Classifications Symbol

****: Lot No. Code, code change with Lot No.

() / Temperature Profile for Dip Soldering(Pb-Free)



- | | | | | | | |
|---|-------|-----|-----------|--------|---|--------------------------------------|
| 1 | 25 | 150 | 60 | 90sec; | Note: | 1.Preheating:25~150 , Time:60~90sec. |
| 2 | 255±5 | | 5±0.5sec; | | 2.Peak Temp.:255±5 , Duration:5±0.5sec. | |
| 3 | | 2 | 10 | /sec. | 3. Cooling Speed: 2~10 /sec. | |

/ Resistance to Soldering Heat Test Conditions

270±5 10±1 sec. Temp.:270±5 Time:10±1 sec

/ Packaging SPEC.

/ BULK

Package Type	Units			Dimension	(unit mm ³)
	Units/Bag /	Bags/Inner Box /	Units/Inner Box /		