

/ Descriptions

SOT-223 E GE Silicon NPN transistor in a SOT-223 Plastic Package.

/ Features

$M_{CE(sxt)}$ # L_{FE}
Low saturation voltage, excellent h_{FE} linearity and high h_{FE} .


/ Applications

3 # #
Output stage of 3 watts audio amplifier, voltage regulator, DC-DC converter and relay driver .

/ Equivalent Circuit



/ Pinning





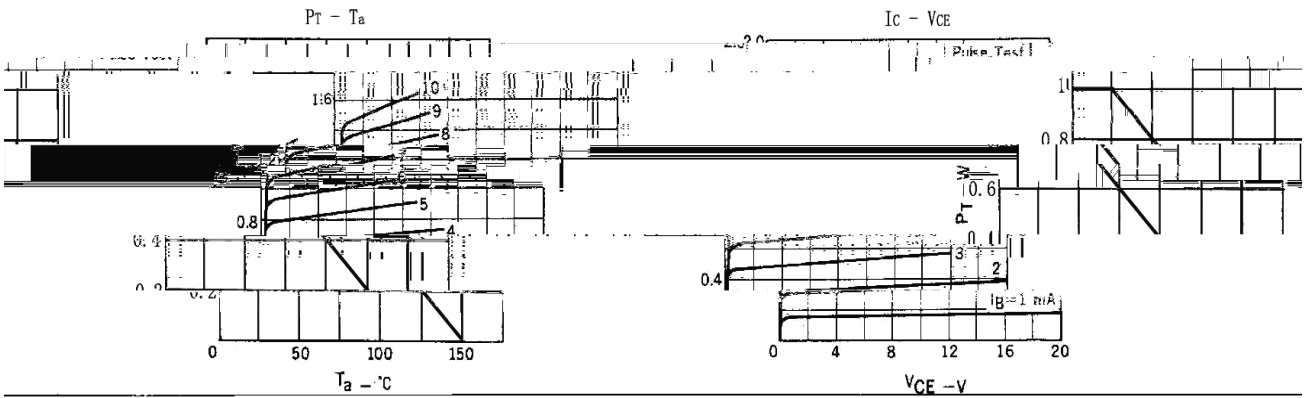
PIN1 Base PIN 2 Collector PIN 3 Emitter

/ h_{FE} Classifications & Marking

h_{FE} Classifications Symbol	R	Q	P	E
h_{FE} Range	60~120	100~200	160~320	200~400

Parameter	Symbol	Rating	Unit
Collector to Base Voltage	V_{CBO}	40	V
Collector to Emitter Voltage	V_{CEO}	30	V
Emitter to Base Voltage	V_{EBR}	5.0	V
Collector Current - Continuous	I_C	3.0	A


/ Electrical Characteristic Curve



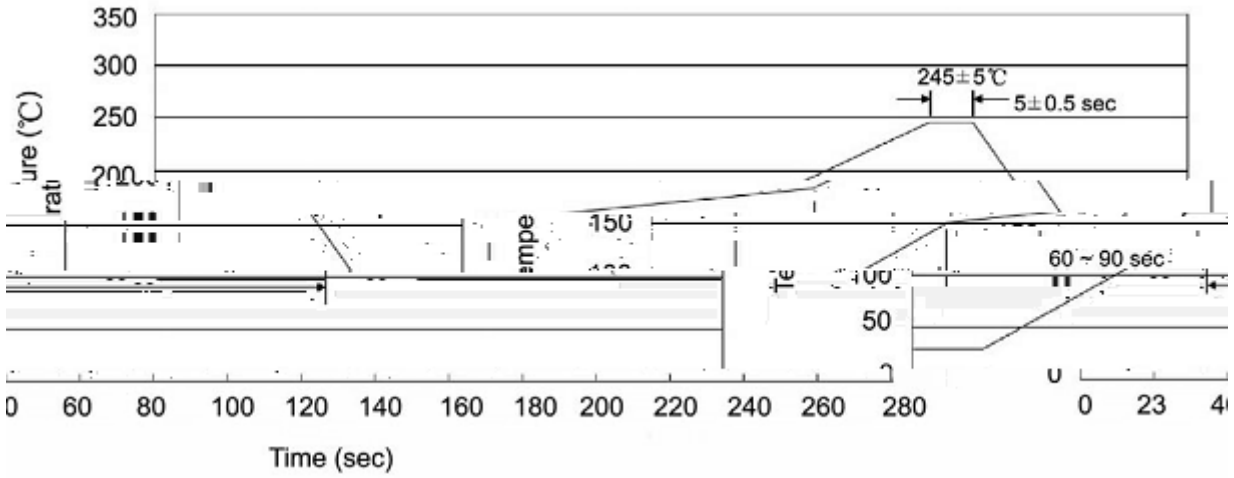
/ Package Dimensions

SOT-223

单位: mm



() / Temperature Profile for IR Reflow Soldering(Pb-Free)



Note:

- | | | | | | |
|---|--------|-----|------------|----------|-------------------------------------------|
| 1 | 25 | 150 | 60 | 90sec; | 1.Preheating:25~150 , Time:60~90sec. |
| 2 | 245..5 | | 5..0.5sec; | | 2.Peak Temp.:245..5 , Duration:5..0.5sec. |
| 3 | | | 2 | 10 /sec. | 3. Cooling Speed: 2~10 /sec. |

/ Resistance to Soldering Heat Test Conditions

260..5 10..1 sec. Temp:260±5 Time:10±1 sec