

BC550

Rev.F Mar.-2016

/ Descriptions

TO-92(R) NPN Silicon NPN transistor in a TO-92(R) Plastic Package.

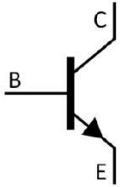
/ Features

High Voltage, Low Noise.

/ Applications

Low noise amplifier application.

/ Equivalent Circuit



/ Pinning



¹23
PIN1 Emitter PIN 2 Base PIN 3 Collector

/ h_{FE} Classifications & Marking

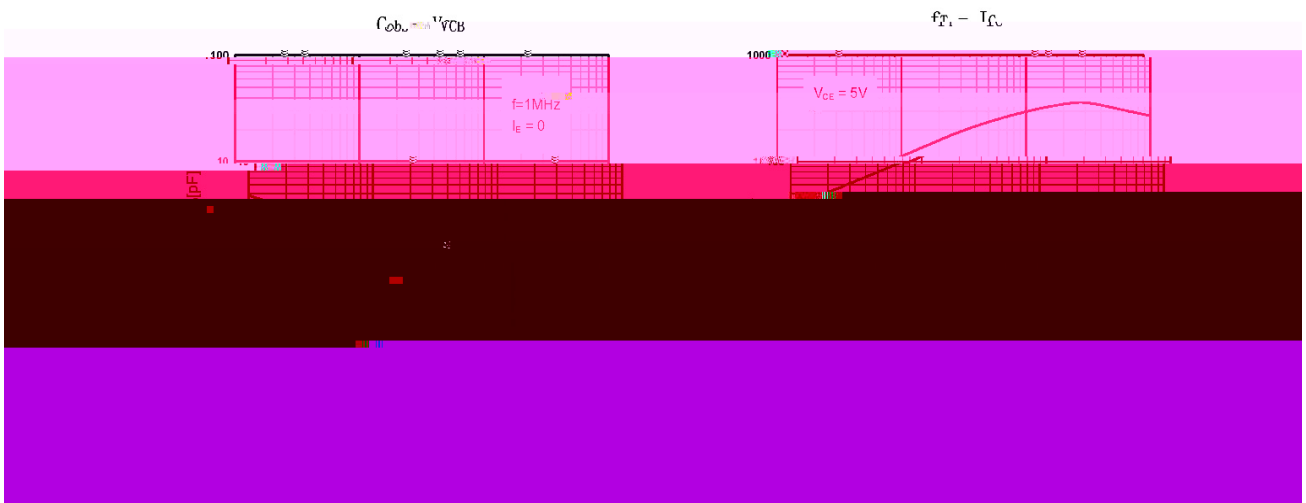
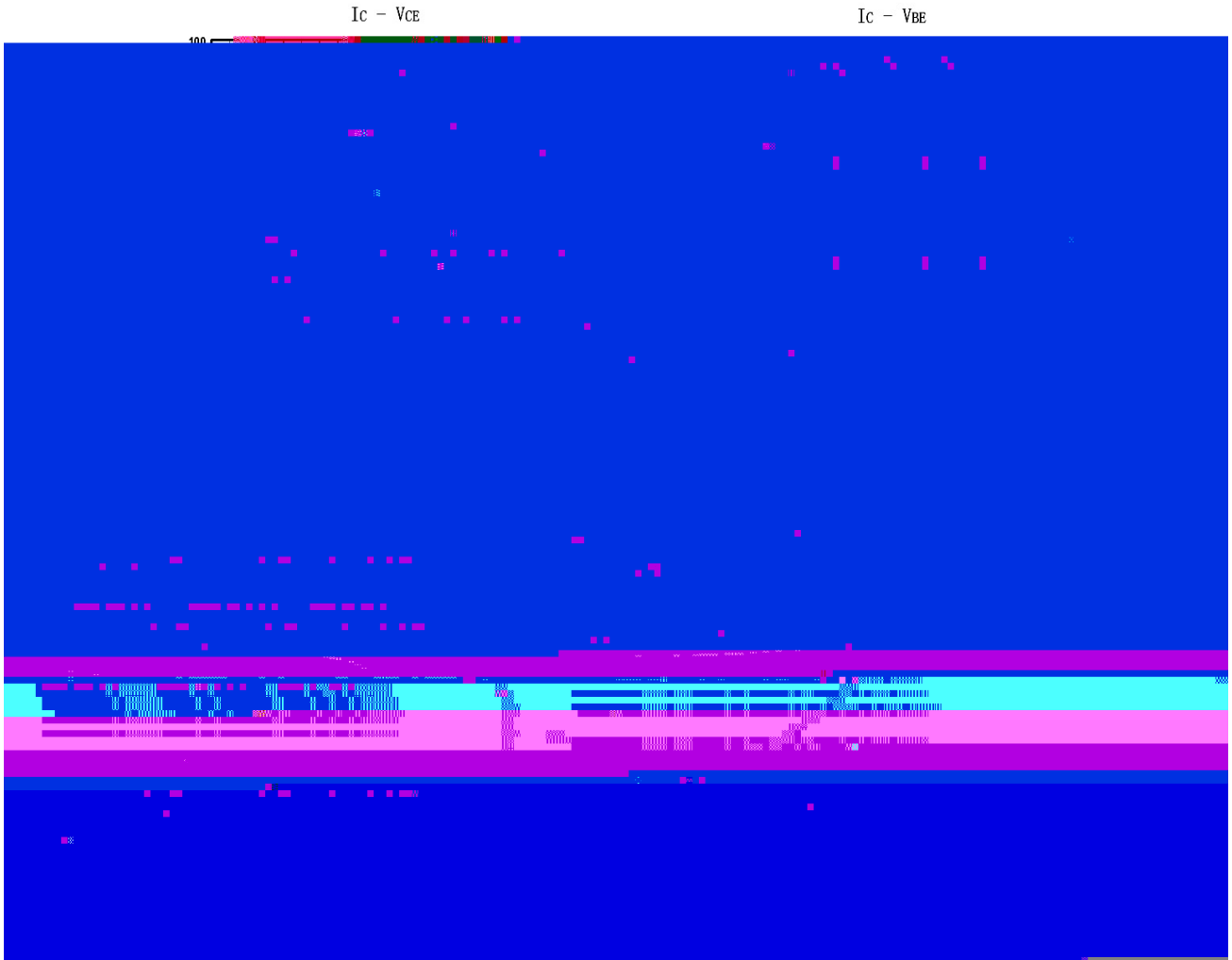
h_{FE} Classifications Symbol	A	B	C
h_{FE} Range	110 220	200 450	420 800

Parameter	Symbol	Rating	Unit
Collector to Base Voltage	V_{CBO}	50	V
Collector to Emitter Voltage	V_{CEO}	45	V
Emitter to Base Voltage	V_{EBO}	5.0	V
Collector Current - Continuous	I_C	100	mA
Collector Power Dissipation	P_C	625	mW
Junction Temperature	T_j	150	
Storage Temperature Range	T_{stg}	-55 150	

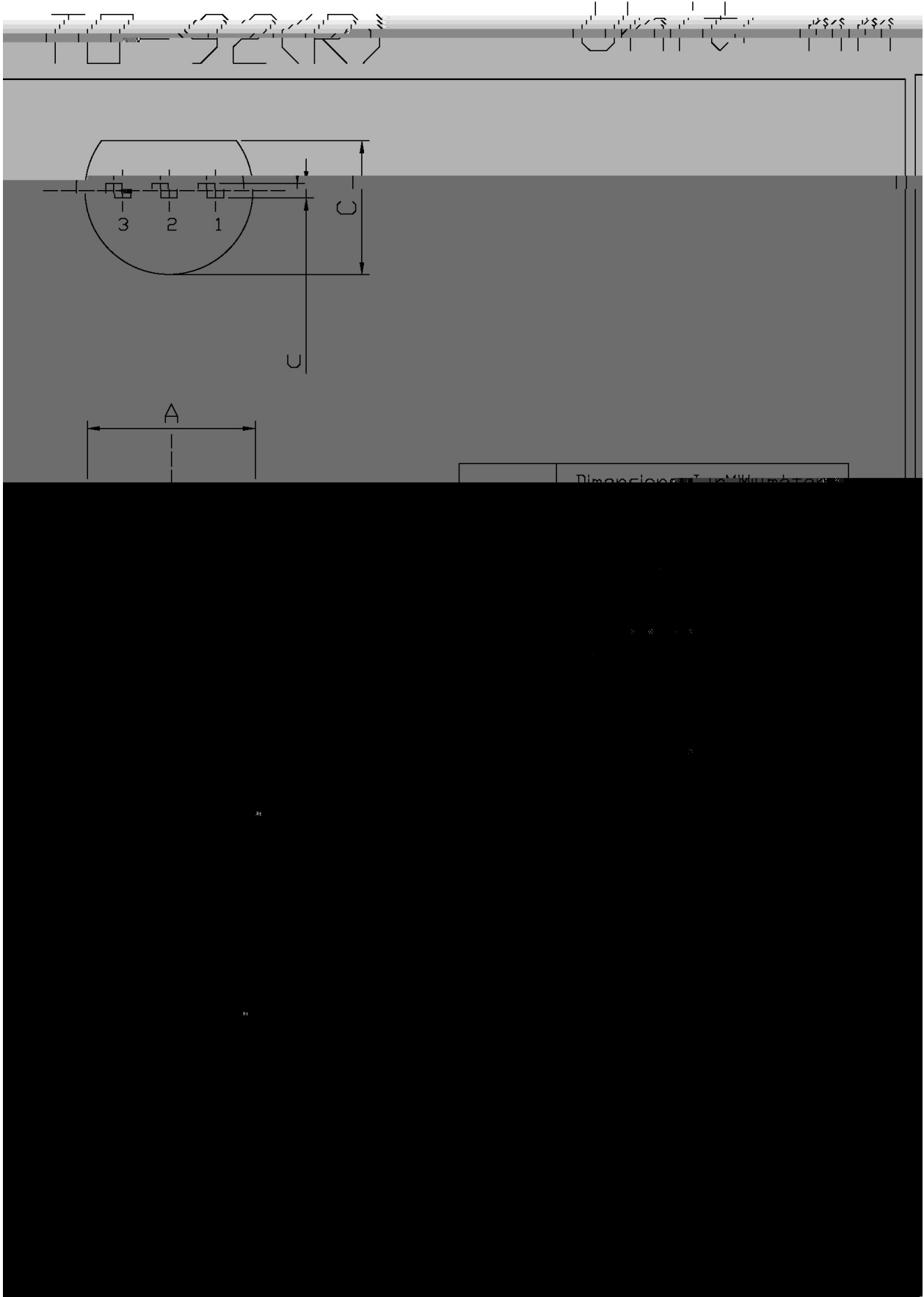
/ Electrical Characteristics(Ta=25)

Parameter	Symbol	Test Conditions	Min	Typ	Max	Unit
Collector to Emitter Breakdown						

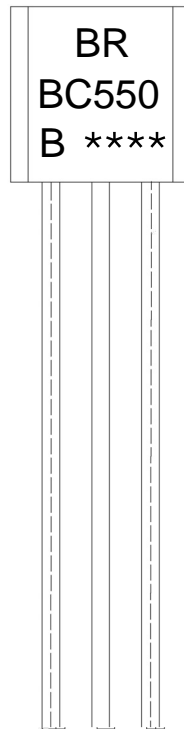
/ Electrical Characteristic Curve



/ Package Dimensions



/ Marking Instructions



BR

BC550

B h_{FE}

Note:

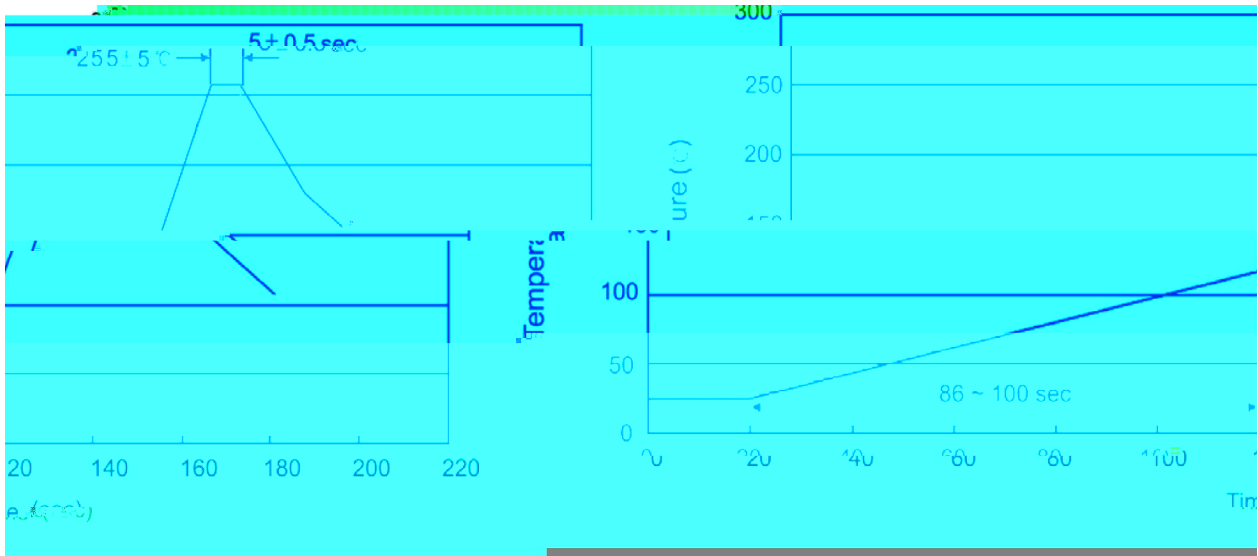
BR: Company Code.

BC550: Product Type.

B h_{FE} Classifications Symbol

****: Lot No. Code, code change with Lot No.

() / Temperature Profile for Dip Soldering(Pb-Free)



Note:

- | | | | |
|---|----------|-------------|---|
| 1 | 25 ~ 150 | 60 ~ 90sec; | 1.Preheating:25~150 , Time:60~90sec. |
| 2 | 255±5 | 5±0.5sec; | 2.Peak Temp.:255±5 , Duration:5±0.5sec. |
| 3 | 2 ~ 10 | /sec. | 3. Cooling Speed: 2~10 /sec. |

/ Resistance to Soldering Heat Test Conditions

270±5 10±1 sec. Temp.:270±5 Time:10±1 sec

/ Packaging SPEC.

/ BULK

Package Type	Units				Dimension		(unit mm3)
	Units/Bag	Bags/Inner Box	Units/Inner Box	Inner Boxes/Outer Box	Units/Outer Box	Dimension	
T5w67-60	1000	28	14	1	182	24/214	1000/28/14