

BD136

Rev.E Mar.-2016

/ Descriptions

TO-126F PNP Silicon PNP transistor in a TO-126F Plastic Package.

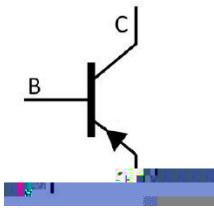
/ Features

BD135
Complement to BD135.


/ Applications

Medium power linear and switching applications.

/ Equivalent Circuit



/ Pinning

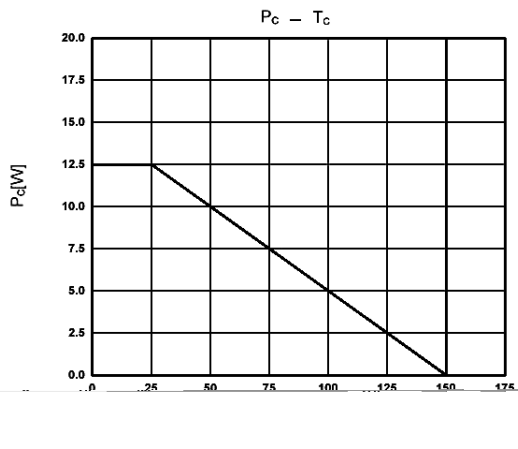
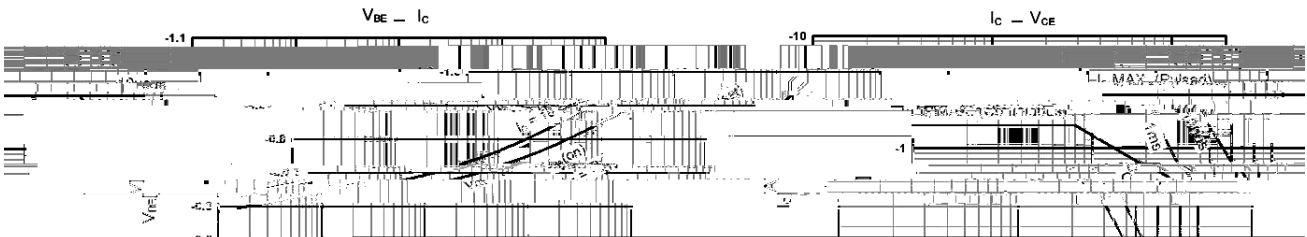
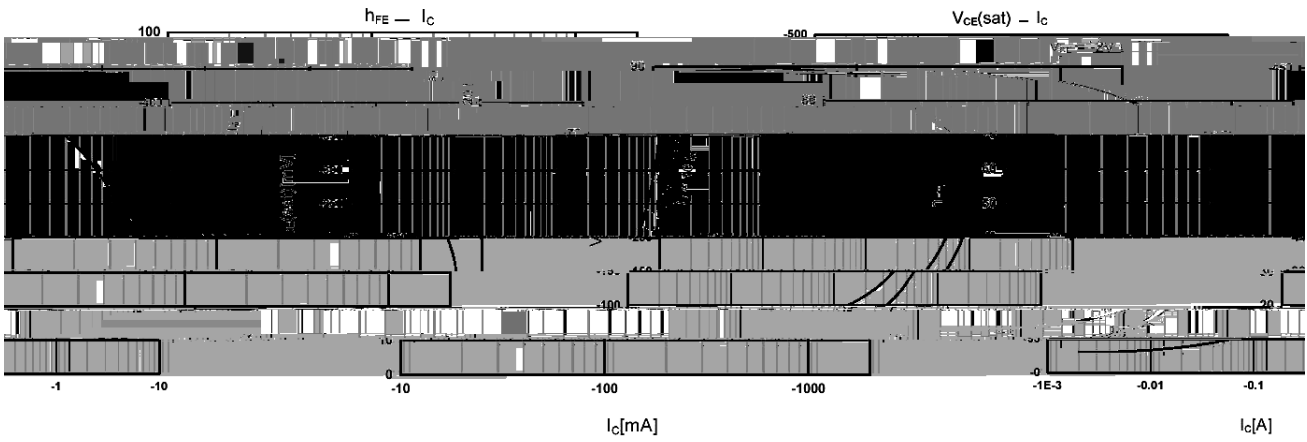


PIN1 Emitter PIN 2 Collector PIN 3 Base

/ h_{FE} Classifications & Marking

h_{FE} Classifications Symbol	6	10	16
h_{FE} Range	40 100	63 160	100 250

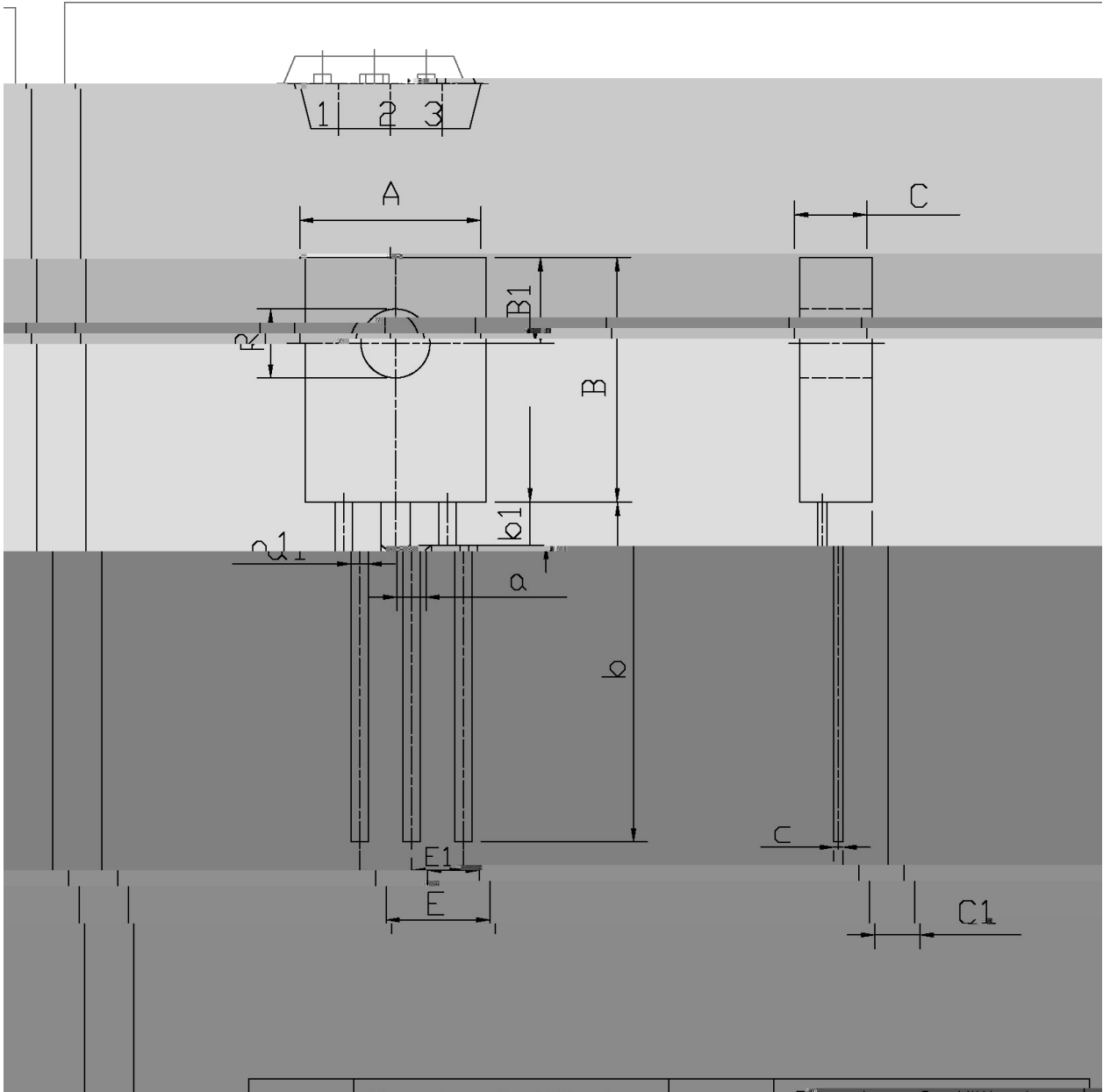
/ Electrical Characteristic Curve



/ Package Dimensions

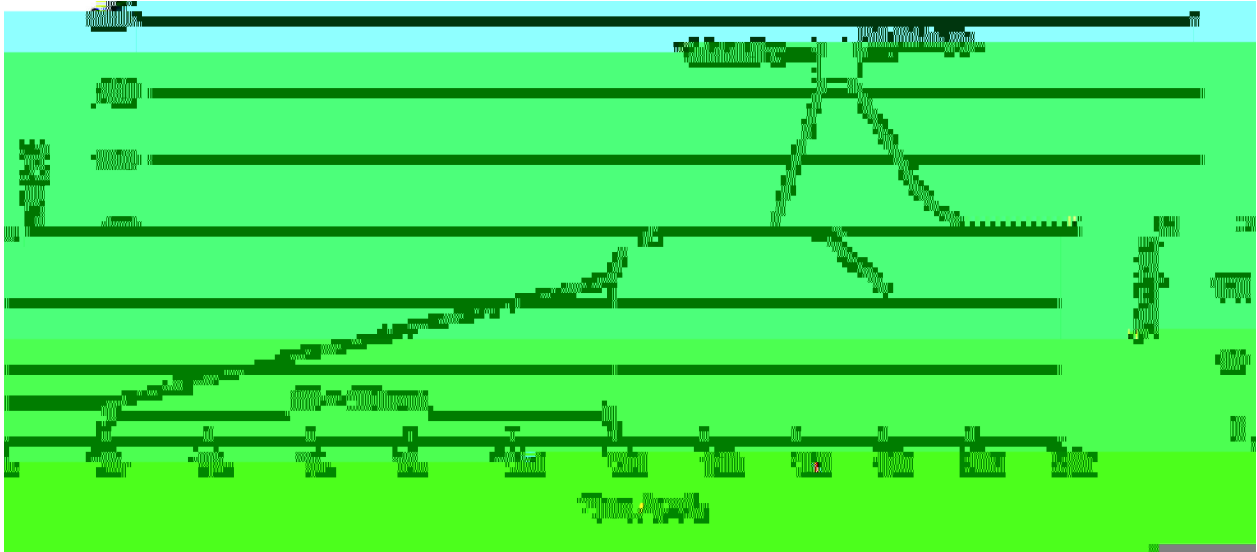
TU-126F

单位: mm



Symbol	Min	Max	Symbol	Min	Max
A	7.8	8.2	a1	0.65	
B	10.0	10.0			

() / Temperature Profile for Dip Soldering(Pb-Free)



- | | | | | | | |
|---|-------|-----|-----------|--------|---|--------------------------------------|
| 1 | 25 | 150 | 60 | 90sec; | Note: | 1.Preheating:25~150 , Time:60~90sec. |
| 2 | 255±5 | | 5±0.5sec; | | 2.Peak Temp.:255±5 , Duration:5±0.5sec. | |
| 3 | | 2 | 10 /sec. | | 3. Cooling Speed: 2~10 /sec. | |

/ Resistance to Soldering Heat Test Conditions

270±5 10±1 sec. Temp.:270±5 Time:10±1 sec

/ Packaging SPEC.

/ BULK

Package Type	Units				Dimension	(unit mm ³)
	Units/Tube /	Tubes/Inner Box /	Units/Inner Box /	1 T T 0.00 B/B T g unit/m m		