

Rev.A Dec.-2022

SOT-89

Precision adjustable shunt regulator in a SOT-89 Plastic Package.

2.500V; 0.4%,0.8%; 1.0mA 100mA; ;
 $V_O = V_{ref} \pm 37V$; (:400 μ A); (:0.15)

Precise reference voltage to 2.500V;guaranteed 0.4%,0.8% reference voltage Tolerance; sink current capability,1.0mA 100mA;quick turn-on; adjustable Output voltage, $V_O = V_{ref} \pm 37V$;low operational cathode current,400 μ A typical; 0.15 typical output impedance, HF product.

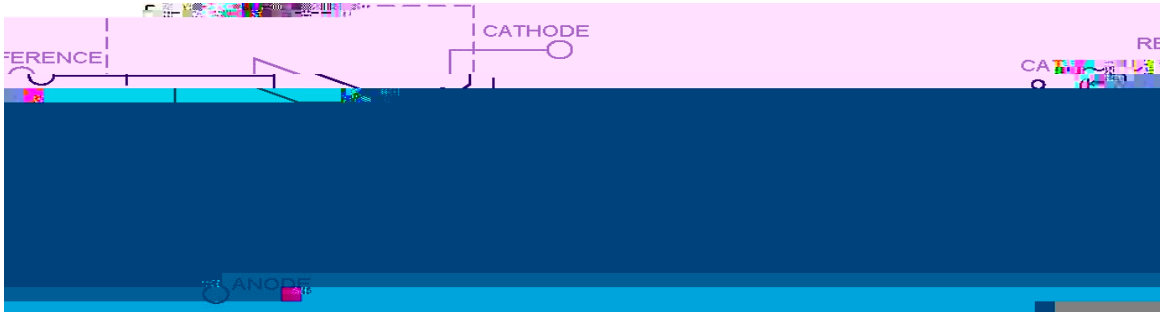
Linear regulators, adjustable power L1 Tf0 -4.28 TD@aff04df09(42.72 433. i c0 Tw449.66 40.40af8ge)52 5Tw449.6

Parameter	Symbol	Rating	Unit
Cathode to Anode Voltage	V_{KA}	37	V
Cathode Current Range, Continuous	I_K	-100 +100	mA
Reference Input Current Range, Continuous	I_{REF}	0.05 +10	mA
Power Dissipation	P_D	770	mW
Operating Ambient Temperature	T_{amb}	-40 125	
Junction Temperature	T_j	160	
Storage Temperature Range	T_{stg}	-65 150	

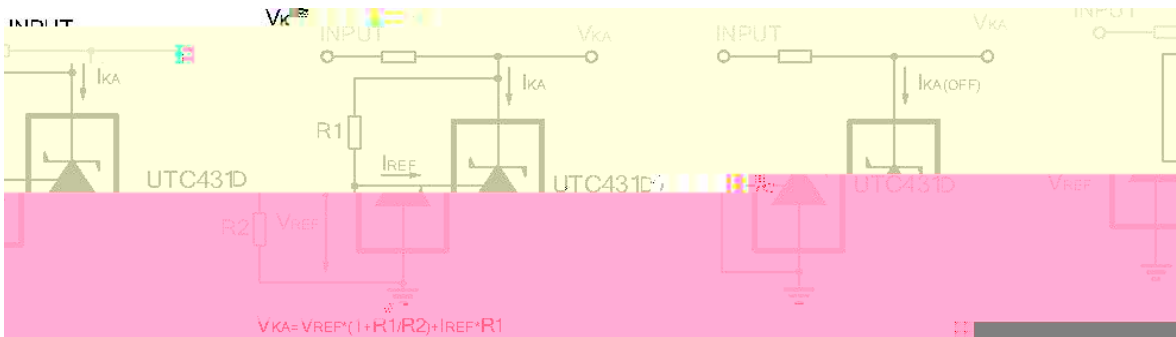
Parameter	Symbol	Test Conditions	Min	Typ	Max	Unit
Reference Input voltage	V_{REF}	$V_{KA}=V_{REF}$ $I_K=10mA(A=0.4\%)$	2.490	2.500	2.510	V
		$V_{KA}=V_{REF}$ $I_K=10mA(B=0.8\%)$	2.480	2.500	2.520	V
Deviation of Reference Input Voltage Over-Temperature	V_{REF}/T	$V_{KA}=V_{REF}$ $I_K=10mA$ $T_A=-25$ 85		4.5	17	mV
Ratio of Change in Reference Input Voltage to the Change in Cathode Voltage	V_{REF}/V_{KA}	$I_K=10mA$ $V_{KA}=10V$ to V_{REF}		-1	-2.7	mV/V
		$I_K=10mA$ $V_{KA}=36V$ to 10V		-0.45	-2.0	mV/V
Reference Input current	I_{REF}	$I_K=10mA$ $R_1=10K$ $R_2=open$		1.0	4.0	μA
Deviation of Reference Input Current Over Full Temperature Range	I_{REF}/T	$I_K=10mA$ $R_1=10K$, $R_2=open$ $T_A=-40$ 125		0.4	1.2	μA
Minimum Cathode Current for Regulation	$I_{K(min)}$	$V_{KA}=V_{REF}$		0.4	1.0	mA
Off-state cathode current	$I_{K(off)}$	V_{KAOf}				

Rev.A Dec.-2022

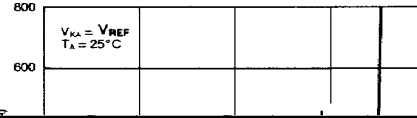

BLOCK DIAGRAM:



TEST CIRCUITS:

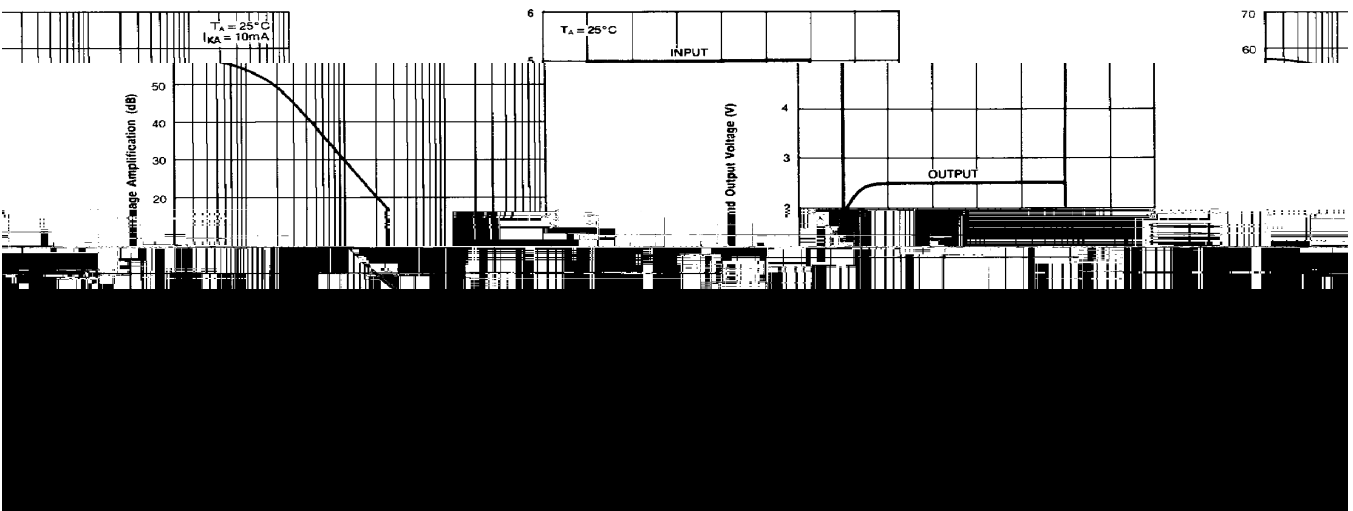


Test Circuit For $V_{KA} = V_{REF} * (1 + R1/R2) + I_{REF} * R1$



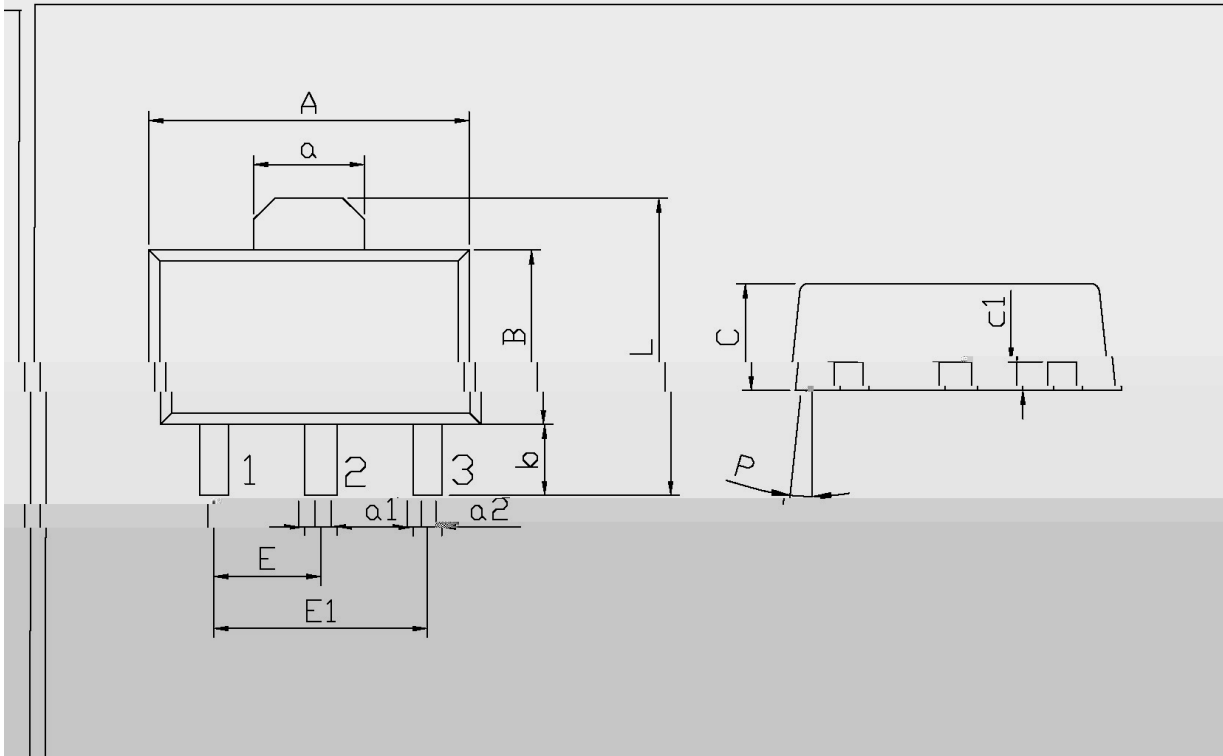
Cathode Voltage (V)

Frequency (Hz)

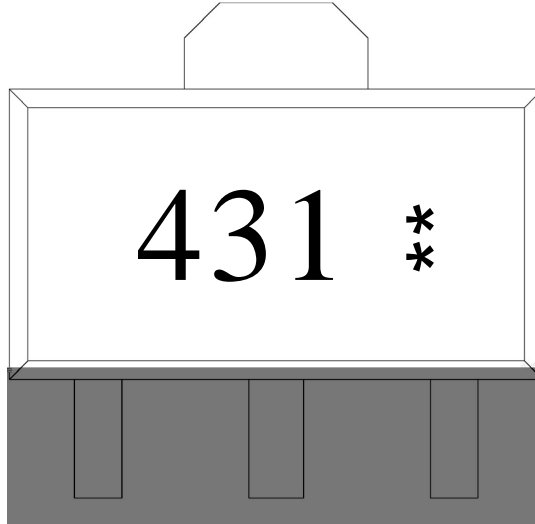


SUI-89

单位: mm



Symbol	Dimensions In Millimeters		Symbol	Dimensions In Millimeters	
	Min	Max		Min	Max
A	4.4	4.7	a1	0.35	0.56
B	2.35	2.65	a2	1.00	0.50
L	3.878	4.478	C	1.40	1.70
a	1.45	1.65	E	0.25	0.50



431

**

Note:

431: Product Type Code

** : Lot No. Code, code change with Lot No

Note:

- | | | | |
|---|---------|-----------|---|
| 1 | 150 180 | 60 90sec; | 1.Preheating:150~180 , Time:60~90sec. |
| 2 | 245±5 | 5±0.5sec; | 2.Peak Temp.:245±5 , Duration:5±0.5sec. |
| 3 | 2 10 | /sec. | 3. Cooling Speed: 2~10 /sec. |

260±5	10±1 sec.	Temp.:260±5	Time:10±1 sec
-------	-----------	-------------	---------------

/ REEL

Package Type	Units	Dimension	(unit mm ³)
--------------	-------	-----------	-------------------------