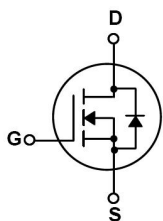


/ Descriptions


/ Features

/ Applications

/ Equivalent Circuit



/ Pinning




/ h_{FE} Classifications & Marking

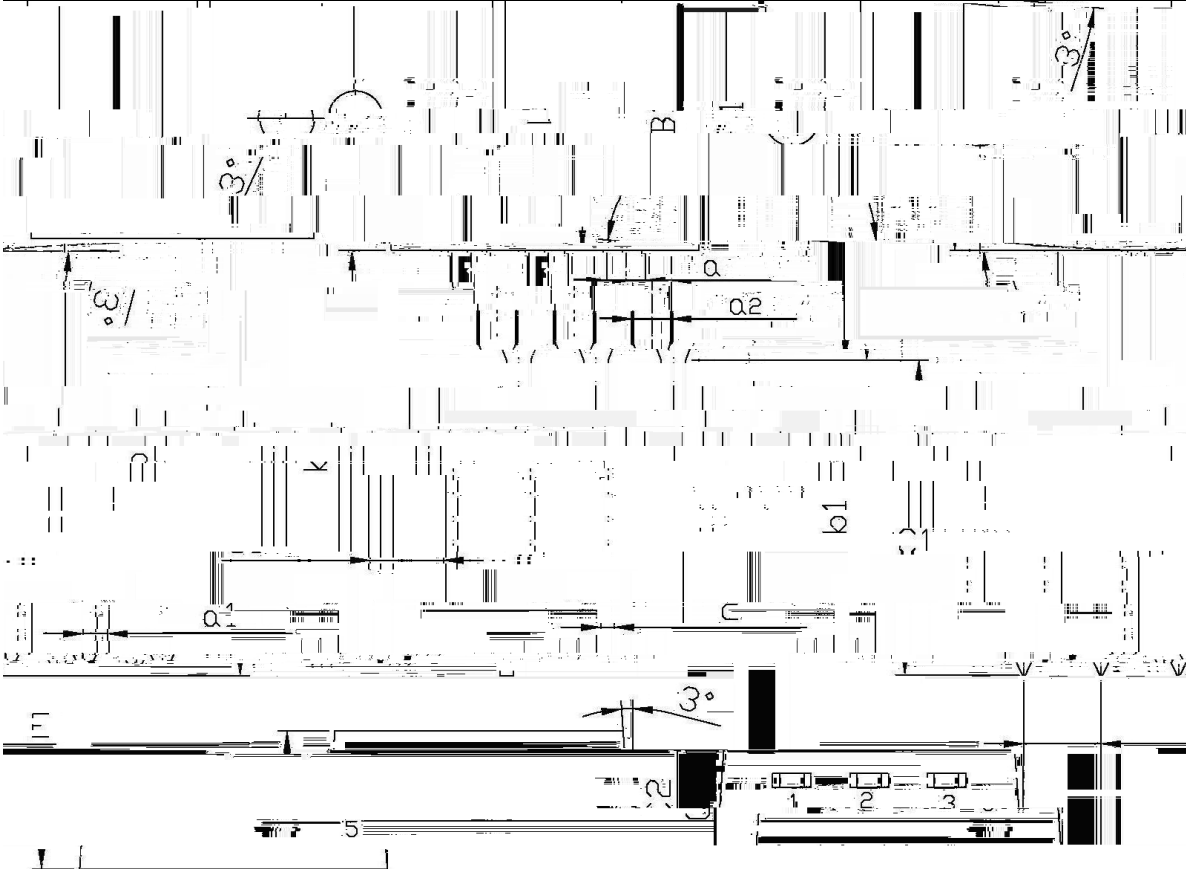

BR80N08A

/ Source Drain diode

/ Electrical Characteristic Curve

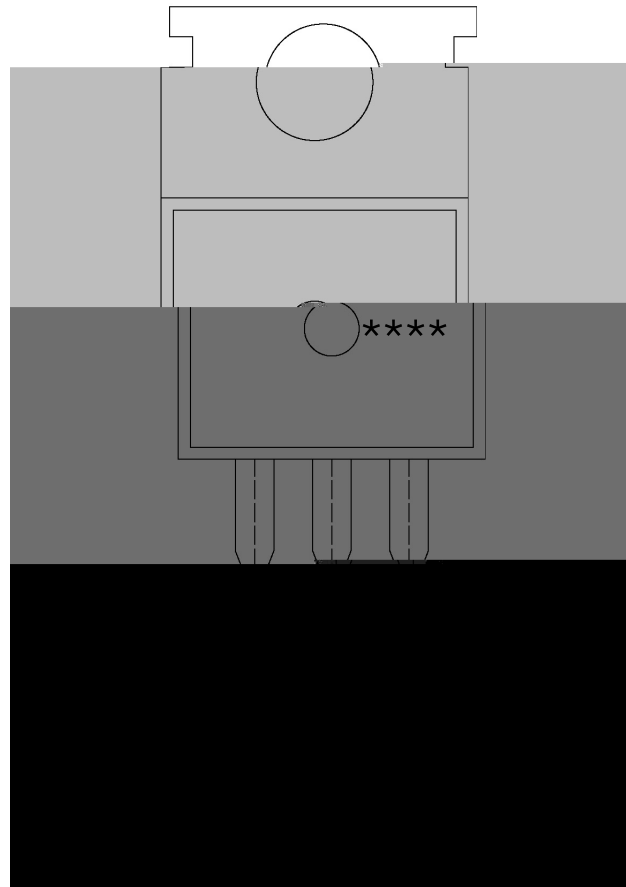


/ Package Dimensions




Dimensions in Millimeters				Dimensions in Millimeters			
Symbol	Min	Max	Symbol	Min	Max		
A	9.8	10.2	C	1.2	1.4		
B	3.56	3.64	D	6.3	6.7		
E	5.7	6.1	F	9.3	9.4		
G	2.6	2.7	H	2.6	2.7		
I	9.6	10.3	J	0.7	0.9		
K	0.4	0.6	L	0.7	0.9		
M	1.25	1.45	N	0.2	0.2		

/ Marking Instructions



() / Temperature Profile for Dip Soldering(Pb-Free)



/ Resistance to Soldering Heat Test Conditions

/ Packaging SPEC.

						Bag	Inner Box	Outer Box
	Units/Bag /	Bags/Inner Box /	Units/Inner Box /	Inner Boxes/Outer Box /	Units/Outer Box /			
TO-220/F	200	10	2,000	5	10,000	135×190	237×172×102	560×245×195

						Tube	Inner Box	Outer Box
	Units/Tube /	Tubes/Inner Box /	Units/Inner Box /	Inner Boxes/Outer Box /	Units/Outer Box /			
TO-220/F	50	20	1,000	5	5,000	532×31.4×5.5	555×164×50	575×290×180

/ Notices