[redacted]

Parameter	Symbol	Rating	Unit
Drain-Source Voltage	VDS	40	V
Gate-Source Voltage	V_{GS}	±20	V
	I_D(Tc=25)	300 A	
	D(Tc=100) 300	W	
	DM(Tc=25) 1200	A	
Power Dissipation	P_D(Tc=25) 375	W	
Operating and Storage Temperature Range	TJ,Tstg	-55 to 175	
	(Tc=25) 300 A		
DD=40V L=1.0mH)	E_{AS}	1512	mJ
[redacted]	θJA	60	
Thermal resistance, junction – case			

[redacted]

[2] pad area, t ≤ 10 sec 2. Pulse width ≤ 300 μs, duty cycle ≤ 2 % 3. limited by bonding wi

[redacted]

Parameter	Symbol	Test Conditions		Min	Typ		Unit
Drain-Source Breakdown Voltage	BV	V_{GS}=0V	I_D=250μA	40			V
	GS(th)	V DS=V GS	I D=250μA	1.0	2.0	V	
[redacted]		=32V	VGS=0V			1	μA
	GSS	GS=±20V	V_{DS}=0V			±0.1	μA
[redacted]		ID=30A	0.75	0.85	mΩ		
On-Resistance		VGS=4.5V	ID=20A		1.15	1.45	mΩ
Drain-Source Diode Forward	SD	V_{GS}=0V	I_S=30A			1.3	V
		= 30 A, VGS= 0 V dI		nS			
	rr	SD/dt = 100 A/μs	21		nC		
Input Capacitance	C_{iss}				14406		pF
Output Capacitance	C_{oss}	VDS=20V f=1.0MHz	VGS=0V		1043		
Reverse Transfer Capacitance	Crss				369		

[redacted]

Parameter

/ Electrical Characteristic Curve

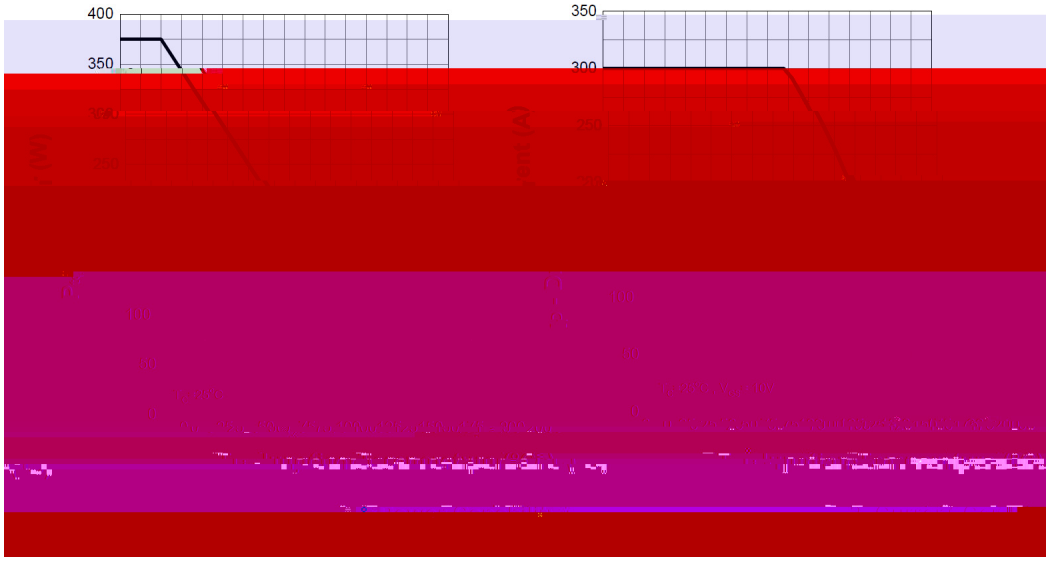



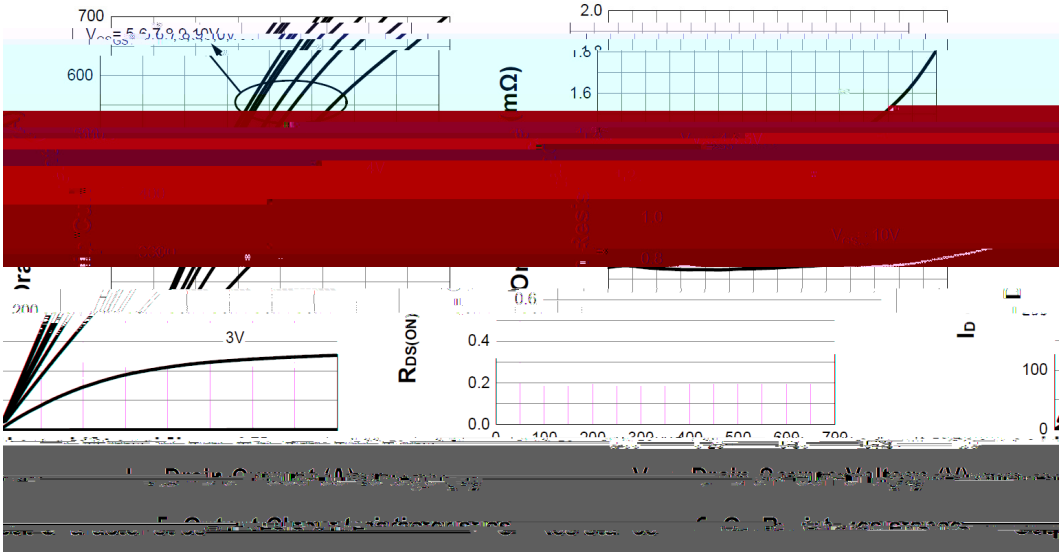

/ Electrical Characteristic Curve

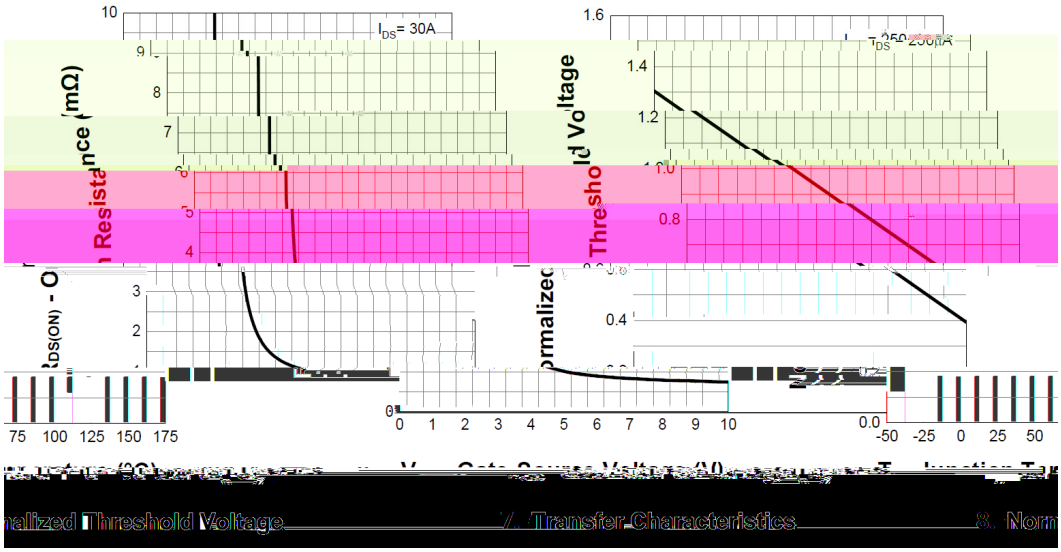

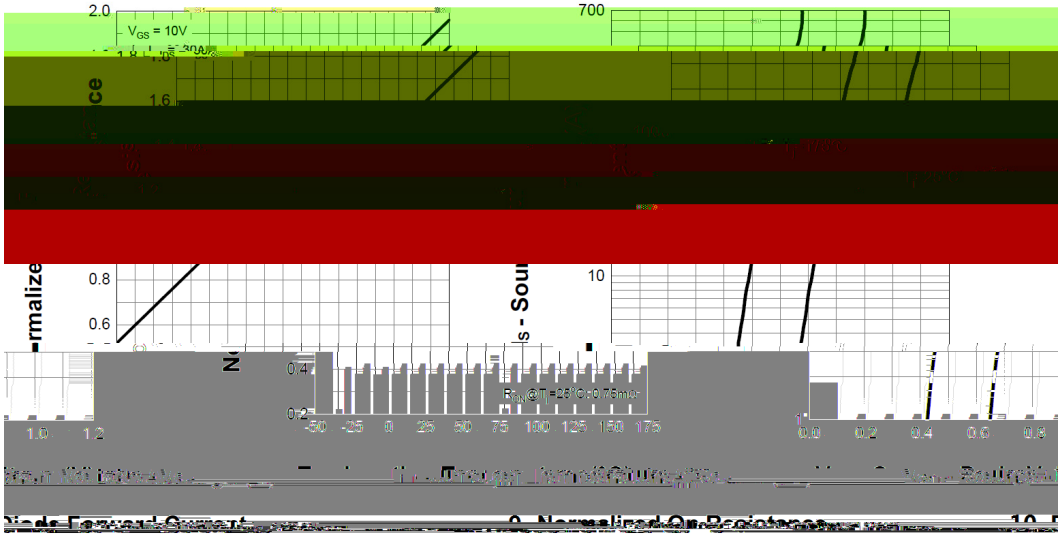

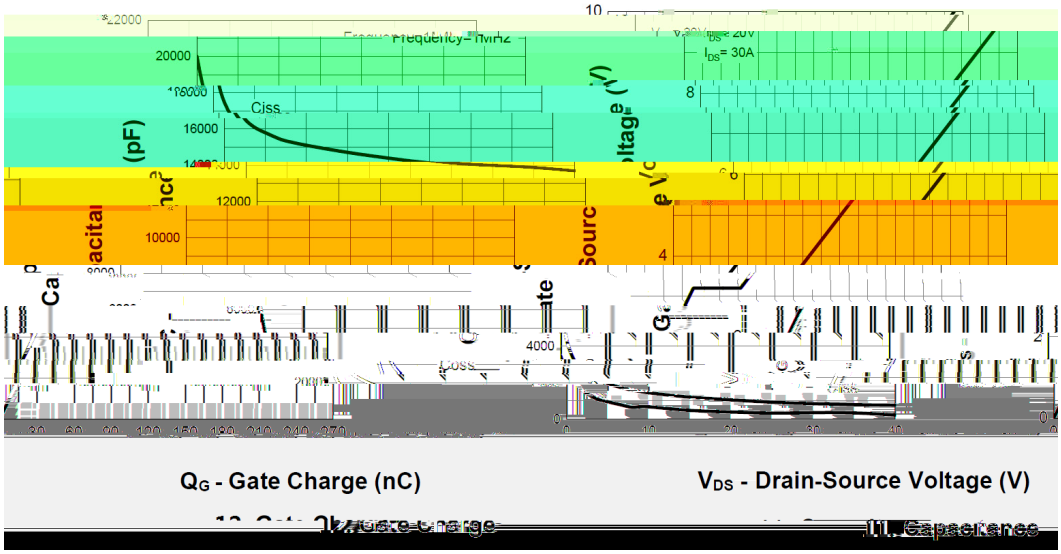

/ Package Dimensions

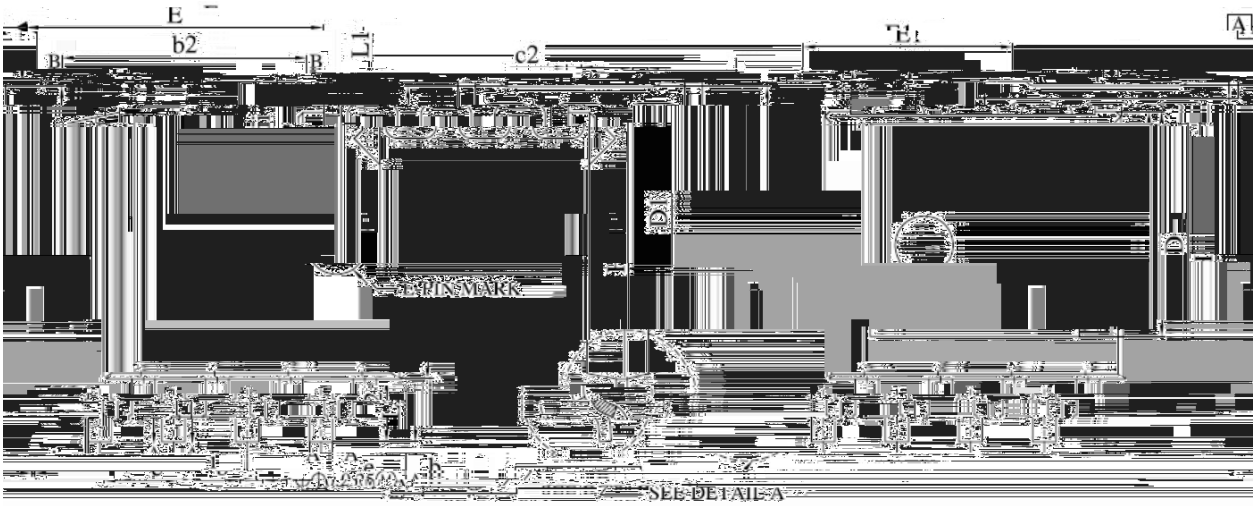

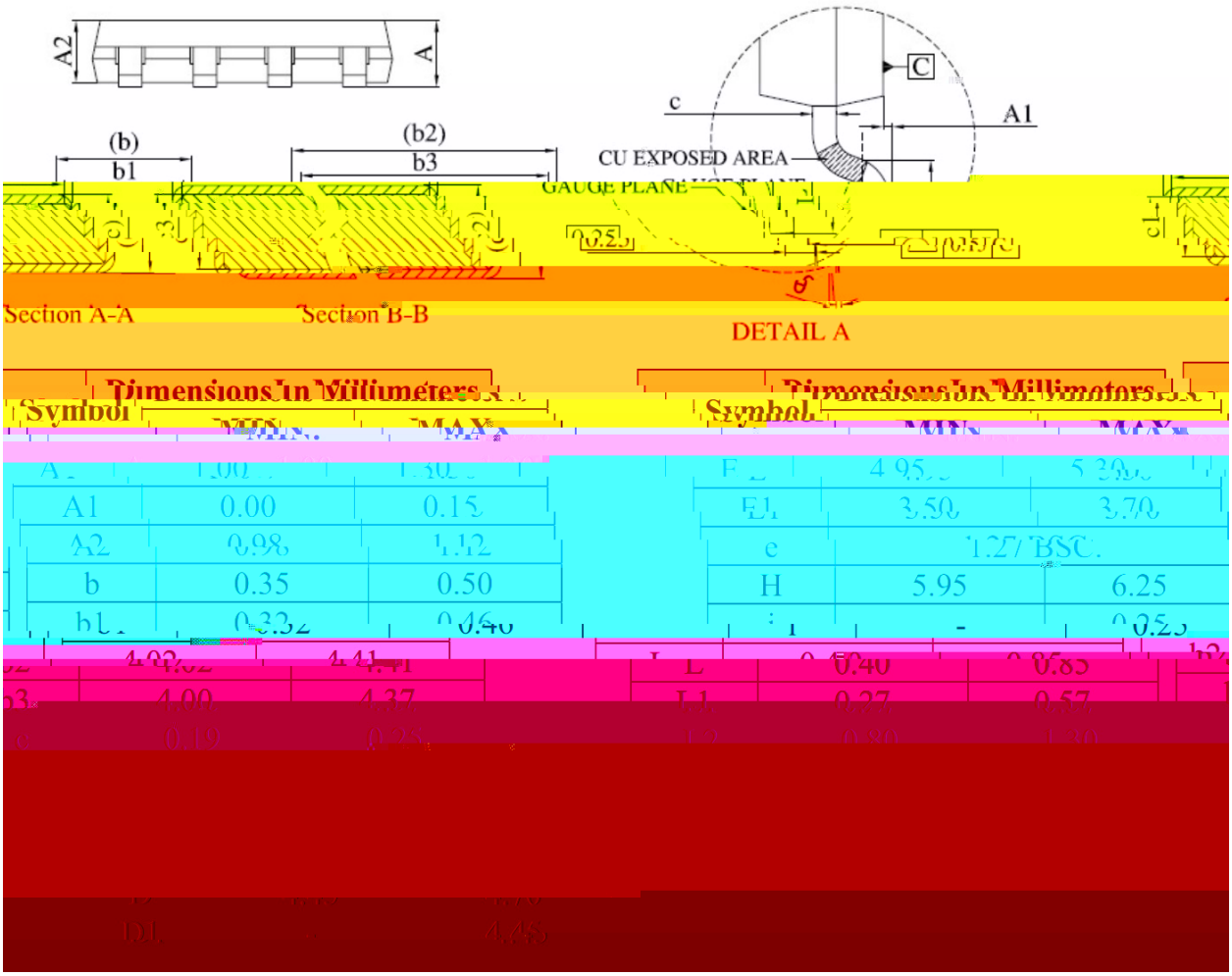

Symbol	Dimensions In Millimeters	
	MIN	MAX
A	1.00	1.30
A1	0.00	0.15
A2	0.98	1.12
b	0.35	0.50
b1	0.32	0.46
b2	4.02	4.41
b3	4.00	4.37
c	0.19	0.25
D	[illegible]	4.70
D1	[illegible]	4.45

Symbol	Dimensions In Millimeters	
	MIN	MAX
E	4.95	5.30
E1	3.50	3.70
e	1.27 BSC.	
H	5.95	6.25
h	-	0.25
L	0.40	0.85
L1	0.27	0.57
L2	0.80	1.30

/ Marking Instructions

BR

008N04S

****

Note

BR:	Company Code
008N04S:	Product Type Code
****:	Lot No. Code, code change with Lot No.

BRCS008N04SSL