

BRCS020N04ZC

Rev.B Feb.-2024

/ Descriptions

PDFN5×6 N

N-Channel MOSFET in a PDFN5×6 Plastic Package.

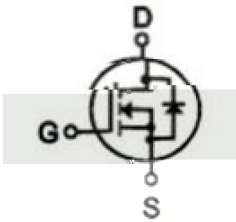
/ Features

Low $R_{DS(ON)}$ to minimize conductive loss; low Gate Charge for fast switching; Low Thermal resistance; HF Product.

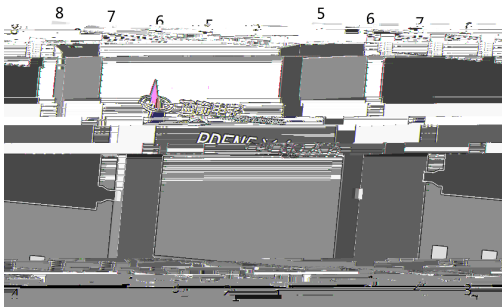
/ Applications

MB/NB/UMPC/VGA Buck -
Battery Management, High Frequency Point-of-Load Synchronous Buck Converter for MB/NB/UMPC/VGA, Networking DC-DC Power System, Load Switch.

/ Equivalent Circuit



/ Pinning



PIN1 2 3 S PIN4 G PIN5 6 7 8 D

Pin	极性
1	S
2	S
3	S
4	G
5	D
6	D
7	D
8	D

/ Marking

See Marking Instructions.

BRCs020N04ZC

Rev.B Feb.-2024



DATA SHEET

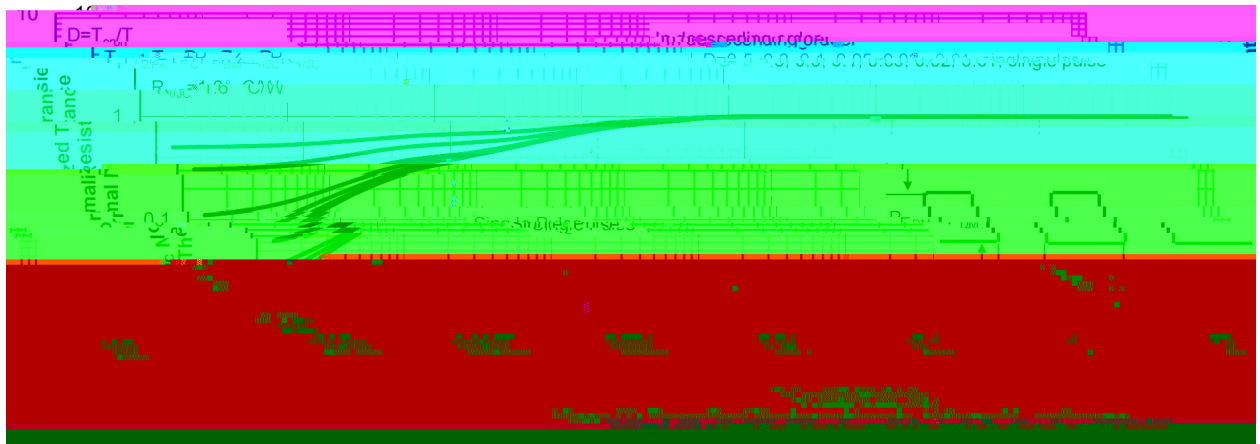

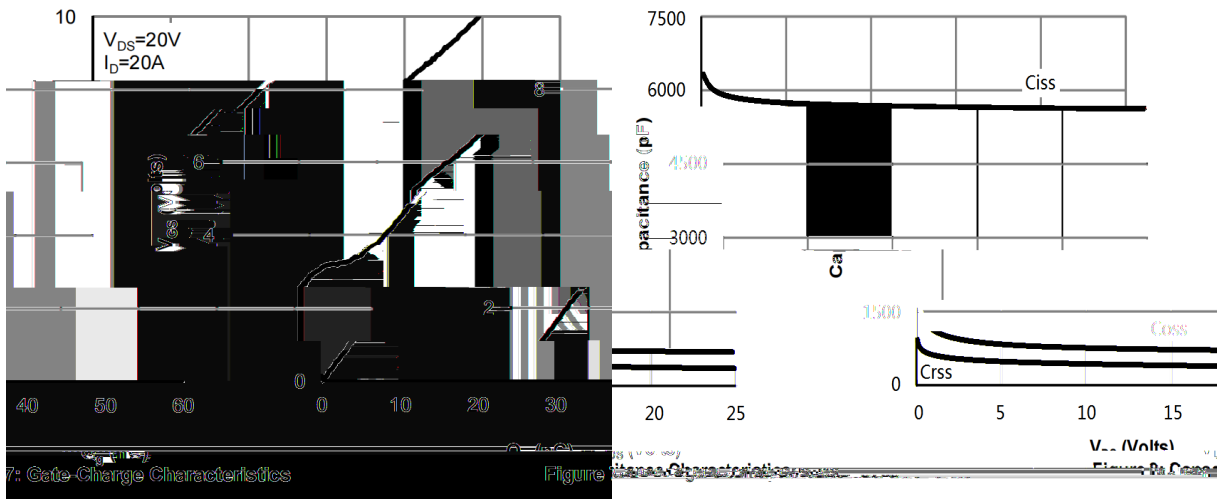
Parameter	Symbol	Rating	Unit
Drain-Source Voltage	V_{DS}	40	V
Drain Current - Continuous	I_D	100	A
Drain Current – Pulsed	I_{DM}	285	A
Gate-Source Voltage	V_{GS}	± 20	V
Power Dissipation	$P_D(T_c=25^\circ\text{C})$	78	W
Single Pulse Avalanche Energy(L=0.5mH)	E_{AS}	220	mJ

Avalanche Curre

/ Electrical Characteristics(Ta=25)

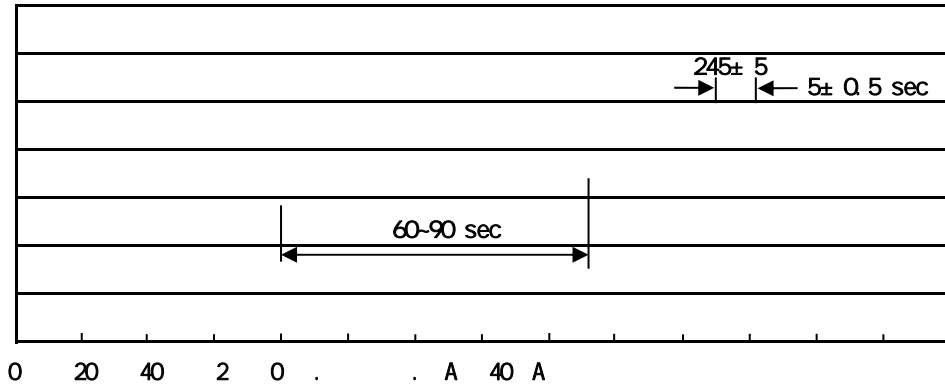
Parameter	Symbol	Test Conditions	Min	Typ	Max	Unit
Turn-On Delay Time	$t_{d(on)}$	$V_{GS}=10V$ $V_{DS}=20V$ $R_L=1.0$ $R_{GEN}=3$		11		ns
Turn-On Rise Time	t_r			3.5		
Turn-Off Delay Time	$t_{d(off)}$			36		
Turn-Off Fall Time	t_f			3		

/ Electrical Characteristic Curve



BRCS020N04ZC

() / Temperature Profile for IR Reflow Soldering(Pb-Free)



Note:

- 1 150 180 60 90sec; 1.Preheating:150~180 , Time:60~90sec.
- 2 245±5 5±0.5sec; 2.Peak Temp.:245±5 , Duration:5±0.5sec.
- 3 2 10 /sec. 3. Cooling Speed: 2~10 /sec.

/ Resistance to Soldering Heat Test Conditions

260±5 10±1 sec. Temp.:260±5 Time:10±1 sec

/ Packaging SPEC.

/ REEL

Package Type	Units					Dimension (unit mm ³)		
	Units/Reel /	Reels/Inner Box /	Units/Inner Box /	Inner Boxes/Outer Box /	Units/Outer Box /	Reel	Inner Box	Outer Box
PDFN5x6	5,000	2	10,000	6	60,000	13"x12	360x360x50	380x335x366

/ Notices