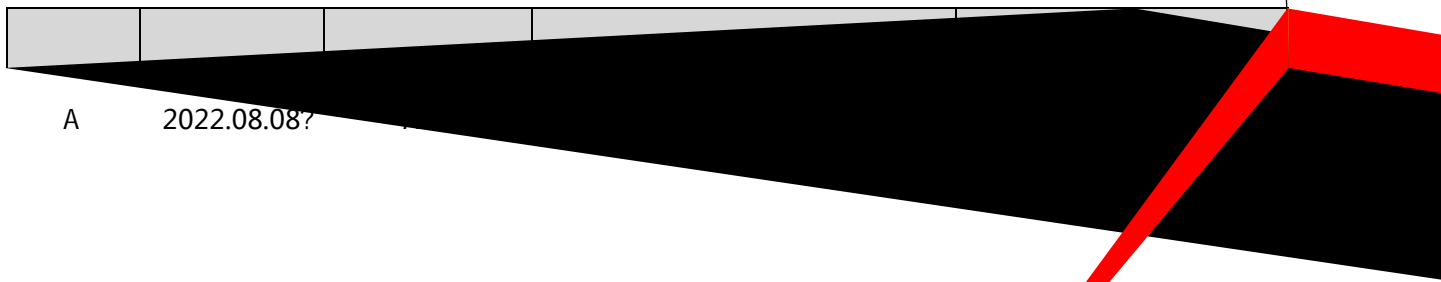


BRC035N10SHBD

Rev.A Aug.-2022



DATA SHEET



A 2022.08.08?

BRCS035N10SHBD

Rev.A Aug.-2022



DATA SHEET

/ Descriptions

TO-263 N
N-CHANNEL MOSFET in a TO-263 Plastic Package.

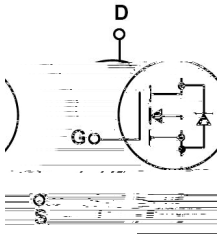
/ Features

Ultra Low On-Resistance,fast switching,HF Product.

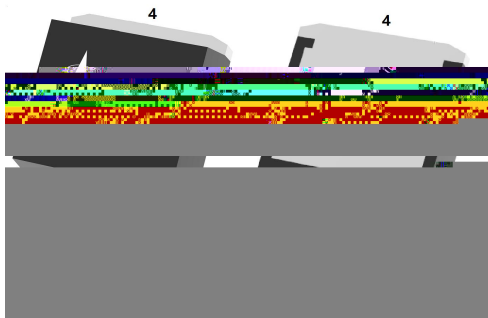
/ Applications

BMS
High frequency switching and synchronous rectification,BMS,Motor.

/ Equivalent Circuit



/ Pinning



PIN 1 G PIN 2 4 D PIN 3 S

/ Marking

See Marking Instructions.

BRCS035N10SHBD

Rev.A Aug.-2022



DATA SHEET

Parameter	Symbol	Rating	Unit	
Drain-Source Voltage	V_{DSS}	100	V	
Drain Current	$I_D(T_C=25^\circ\text{C})$	180	A	
Pulsed Drain Current	I_{DM}	385	A	
Gate-Source Voltage	V_{GS}	± 20	V	
Single Pulsed Avalanche Energy(L=0.5mH)	E_{AS}	563	mJ	
Avalanche Current	I_{AS}	37.5	A	
Total Power Dissipation	$P_D(T_C=25^\circ\text{C})$	237	W	
Junction and Storage Temperature Range	T_J, T_{STG}	-55 to 150	$^\circ\text{C}$	
Thermal Resistance-Junction to Ambient	$t \leq 10\text{s}$	R_{JA}	17.7	$^\circ\text{C/W}$
	Steady-State		70.7	
Thermal Resistance-Junction to Case	Steady-State	R_{JC}	0.53	

Parameter	Symbol	Test Conditions	Min	Typ	Max	Unit
Drain-Source Breakdown Voltage	BV_{DSS}	$V_{GS}=0\text{V}$ $I_D=250\mu\text{A}$	100	112		V
Zero Gate Voltage Drain Current	I_{DSS}	$V_{DS}=100\text{V}$ $V_{GS}=0\text{V}$			1	μA
Gate-Body Leakage Current Forward	I_{GSS}	$V_{GS}=\pm 20\text{V}$ $V_{DS}=0\text{V}$			± 100	nA
Gate Threshold Voltage	$V_{GS(th)}$	$V_{DS}=V_{GS}$ $I_D=250\mu\text{A}$	2	2.9	4	V
Static Drain-Source On-Resistance	$R_{DS(on)}$	$V_{GS}=10\text{V}$ $I_D=20\text{A}$		3.5	4.0	m



BRCs035N10SHBD

Rev.A Aug.-2022



DATA SHEET


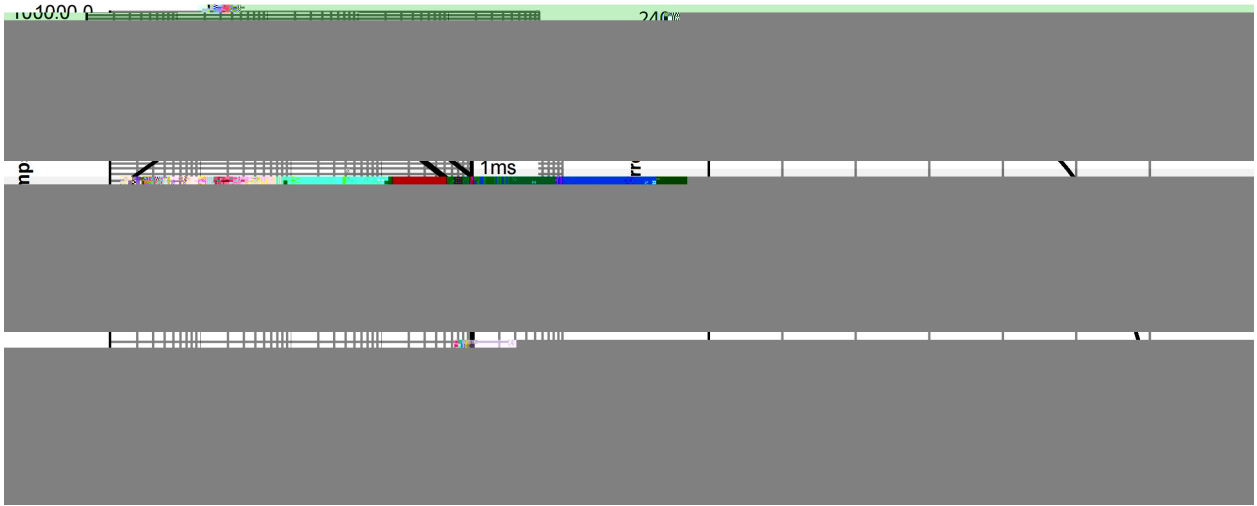
Parameter	Symbol	Test Conditions	Min	Typ	Max	Unit
Turn-On Delay Time	$t_{d(on)}$			25		
Turn-On Rise Time	t_r	$V_{GS}=10V$ $R_L=2.5$		17		ns
		$V_{DS}=50V$ $R_{GEN}=3$				

BRCS035N10SHBD

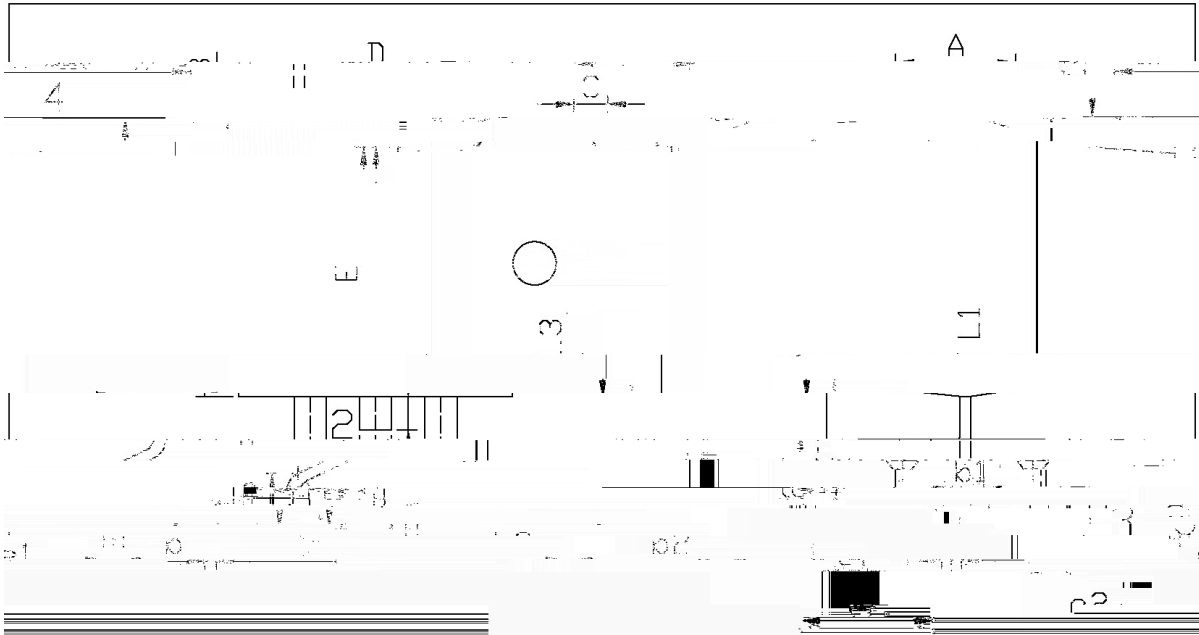
Rev.A Aug.-2022

I M DAB

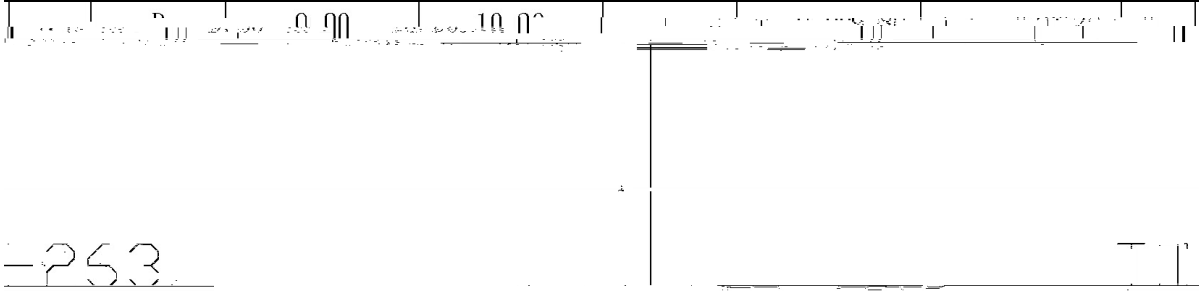
/ Electrical Characteristic Curve



/ Package Dimensions



单位 mm



—253—



