

BRCS080N04YB

Rev.A Jun.-2022

/ Descriptions

PDFN 3×3A-8L N MOS

N-Channel Enhancement Mode Field Effect Transistor in a PDFN 3×3A-8L Plastic Package.

/ Features

$V_{DS} (V) = 40V$

$I_D = 45 A (V_{GS} = 20V)$

$R_{DS(ON)} @ 10V = 8mR (Typ. 6.4mR)$

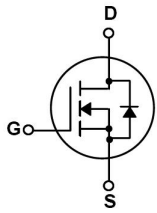
HF Product.

/ Applications

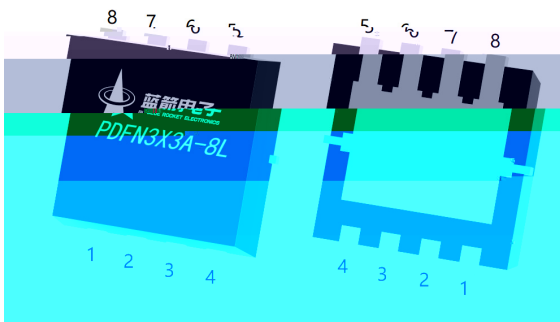
DC/DC

These devices are well suited for high efficiency switching DC/DC converters and switch mode power supplies.

/ Equivalent Circuit



/ Pinning



出脚	定义
Pin1	S
Pin2	S
Pin3	D
Pin4	D
Pin5	S
Pin6	S
Pin7	D
Pin8	D

/ Marking

See Marking Instructions.

BRCs080N04YB

Rev.A Jun.-2022



DATA SHEET

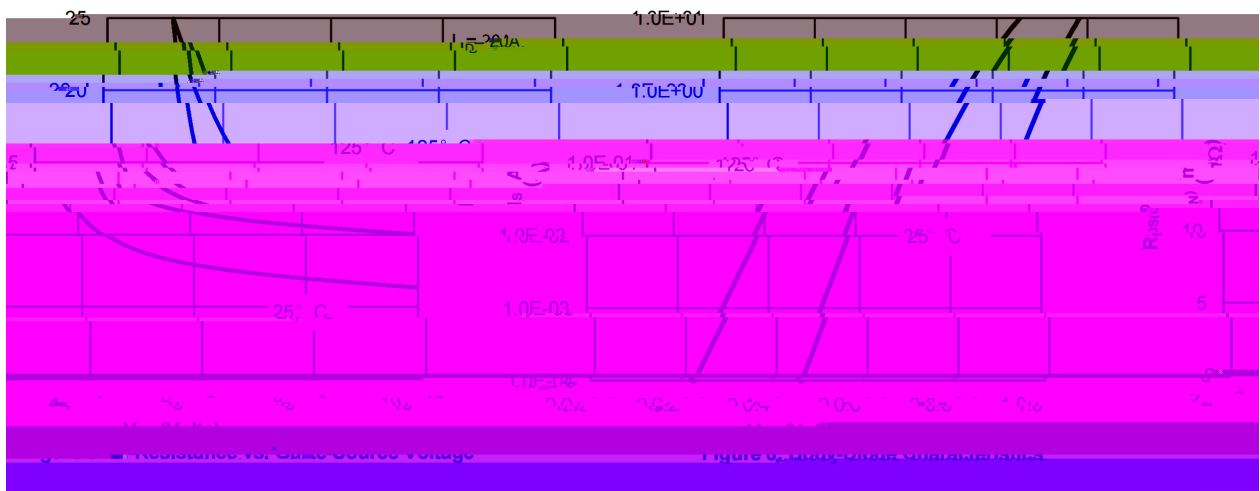
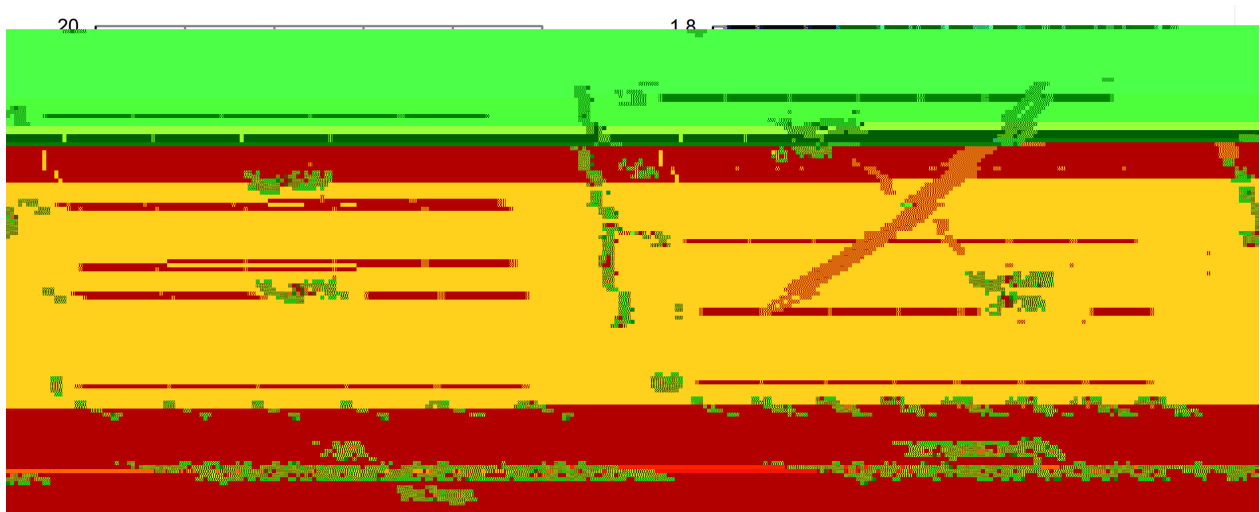
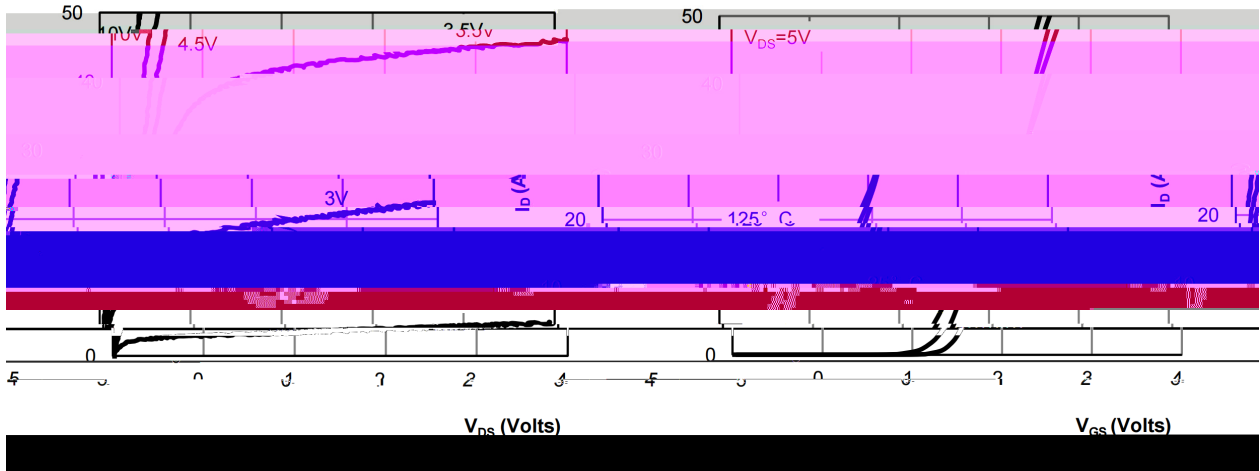
Parameter	Symbol	Rating	Unit
Drain-Source Voltage	V_{DSS}	40	V
Drain Current	$I_D(T_C=25)$	45	A
Drain Current - Pulsed	I_{DM}	105	A
Gate-Source Voltage	V_{GSS}	± 20	V
Single Pulsed Avalanche Energy	E_{AS}	67.6	mJ
Avalanche Current	I_{AS}	13	A
Power Dissipation	$P_D(T_C=25)$	27	W
Operating and Storage Temperature Range	T_J, T_{stg}	-55 to 150	

BRCS080N04YB

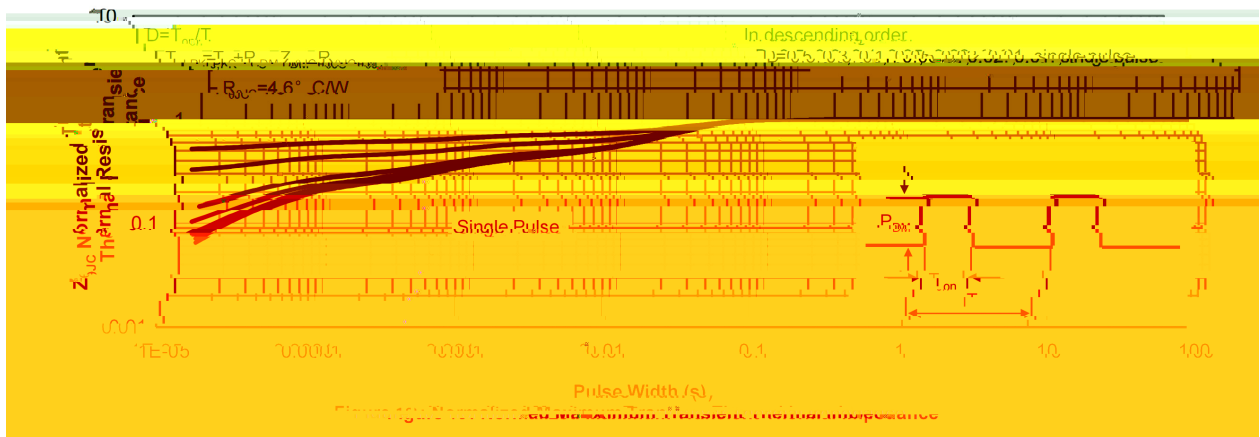
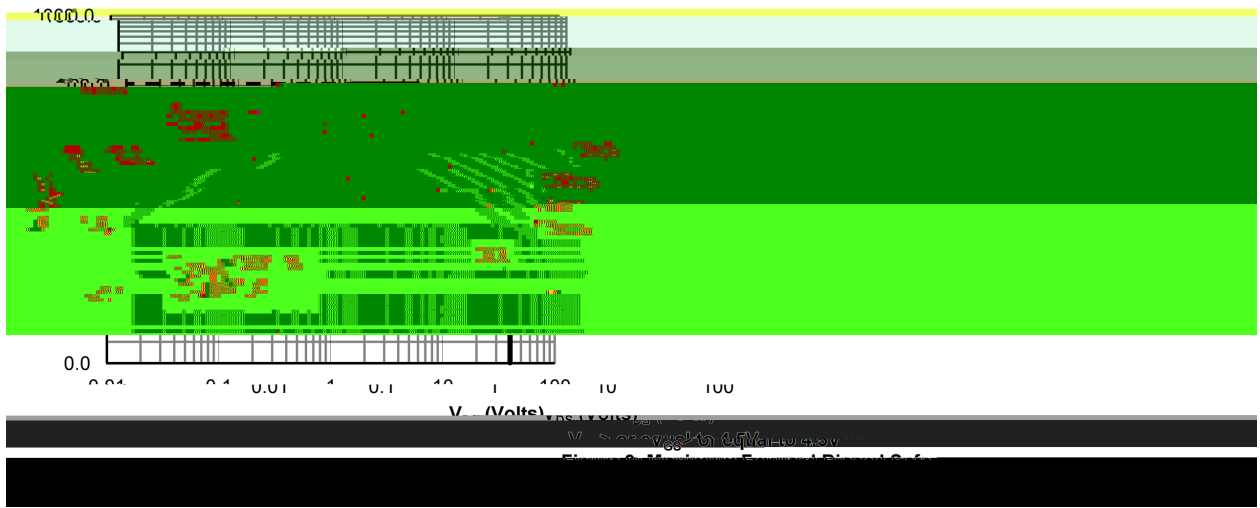
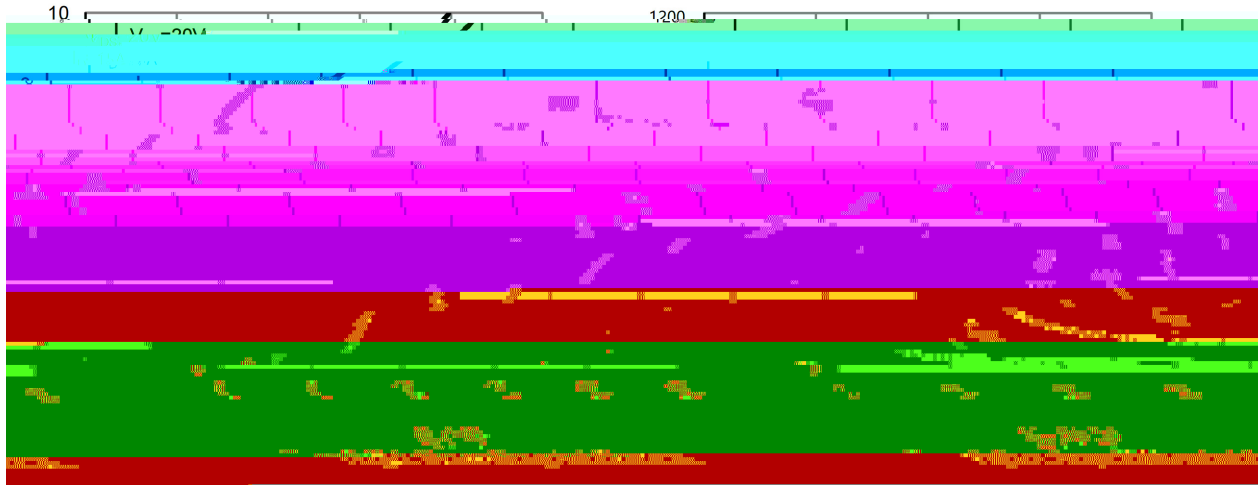
Rev.A Jun.-2022

DATA SHEET

/ Electrical Characteristic Curve



/ Electrical Characteristic Curve



BRCs080N04YB

Rev.A Jun.-2022




DATA SHEET

/ Package Dimensions

PDFN3X3A-8L

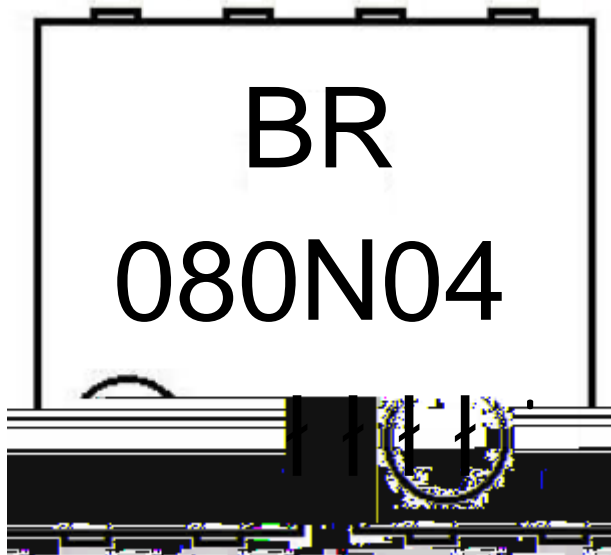
Unit:mm



Dimensions In
Millimeterer
Symbol

Rev.00 202011

/ Marking Instructions



BR

080N04

Note:

BR: Company Code

080N04: Product Type Code

****: Lot No. Code, code change with Lot No

BRCS080N04YB

Rev.A Jun.-2022



DATA SHEET

() / Temperature Profile for IR Reflow Soldering(Pb-Free)

Note:

- 1 150 ~ 180 60 ~ 90sec; 1.Preheating:150~180 , Time:60~90sec.
- 2 245±5 5±0.5sec; 2.Peak Temp.:245±5 , Duration:5±0.5sec.
- 3 2 ~ 10 /sec. 3. Cooling Speed: 2~10 /sec.

/ Resistance to Soldering Heat Test Conditions

260±5 10±1 sec. Temp.:260±5 Time:10±1 sec

/ Packaging SPEC.

/ REEL

Package Type
封装形式

Units