

BRCS140P03YB

Rev.B Oct.-2024

/ Descriptions

PDFN 3× 3A -8L P MOS

P-Channel Enhancement Mode Field Effect Transistor in a PDFN3× 3A-8L Plastic Package.

/ Features

$V_{DS} (V) = -30V$

$I_D = -34 A (V_{GS} = 20V)$

$R_{DS(ON)} @ 10V = 14mR (Typ. 12.8mR)$

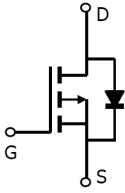
HF Product.

/ Applications


DC/DC

These devices are well suited for high efficiency switching DC/DC converters and switch mode power supplies.

/ Equivalent Circuit



/ Pinning



出脚	定义
Pin1	S
Pin2	C
Pin3	S
Pin4	S
Pin5	S
Pin6	S
Pin7	S
Pin8	S

/ Marking

See Marking Instructions.

BRCS140P03YB

Rev.B Oct.-2024



蓝箭电子
BLUE ROCKET ELECTRONICS

DATA SHEET

Parameter	Symbol	Rating	Unit
Drain-Source Voltage	V_{DSS}	-30	V
Drain Current	$I_D(T_c=25^\circ C)$	-34	A

BRCS140P03YB

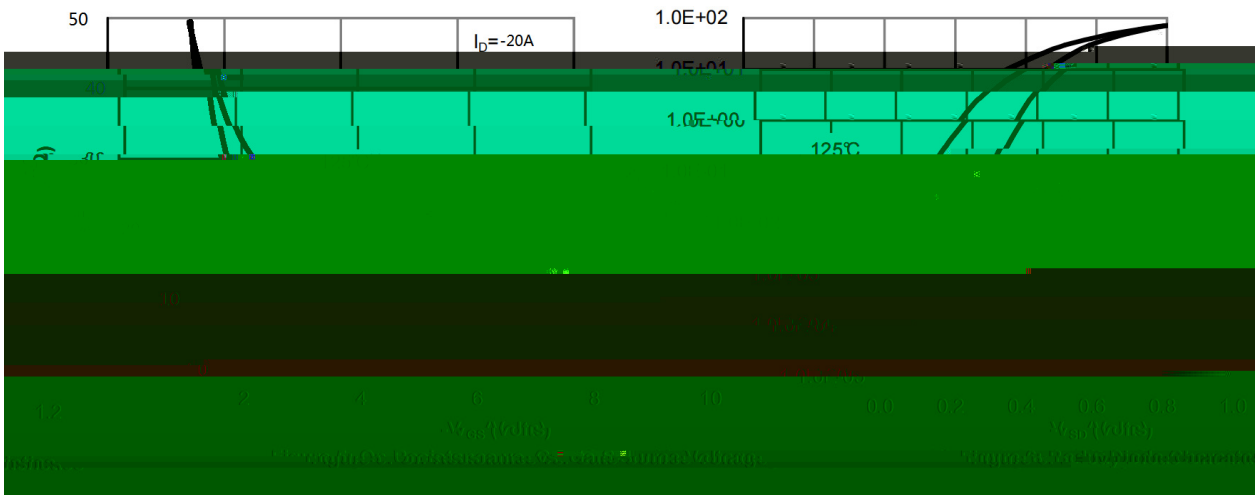
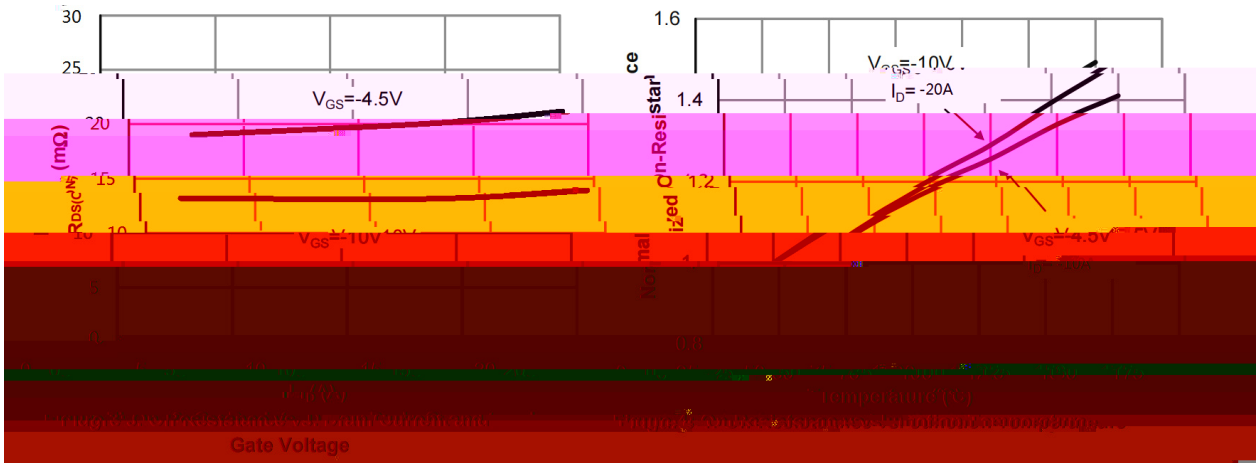
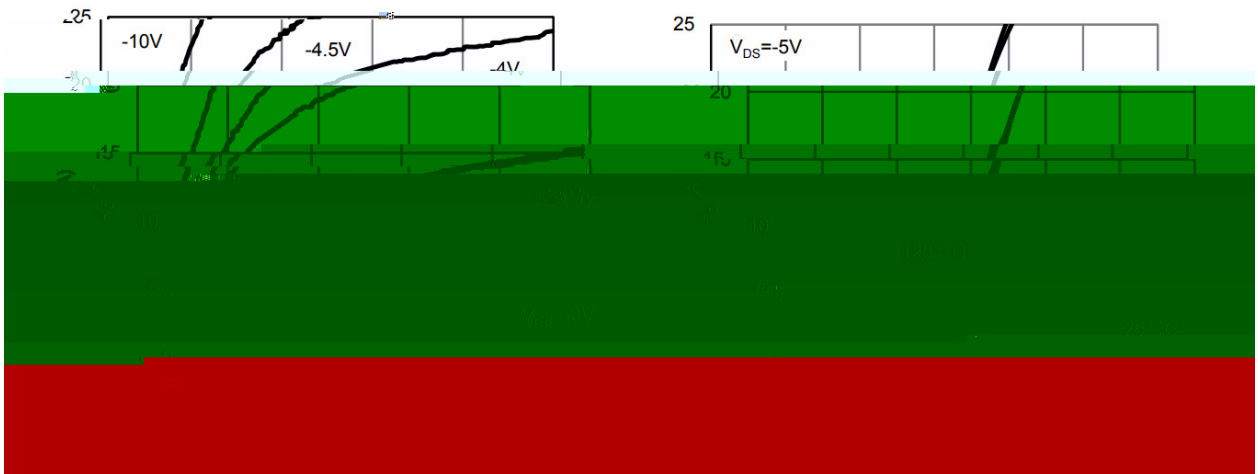
Rev.B Oct.-2024



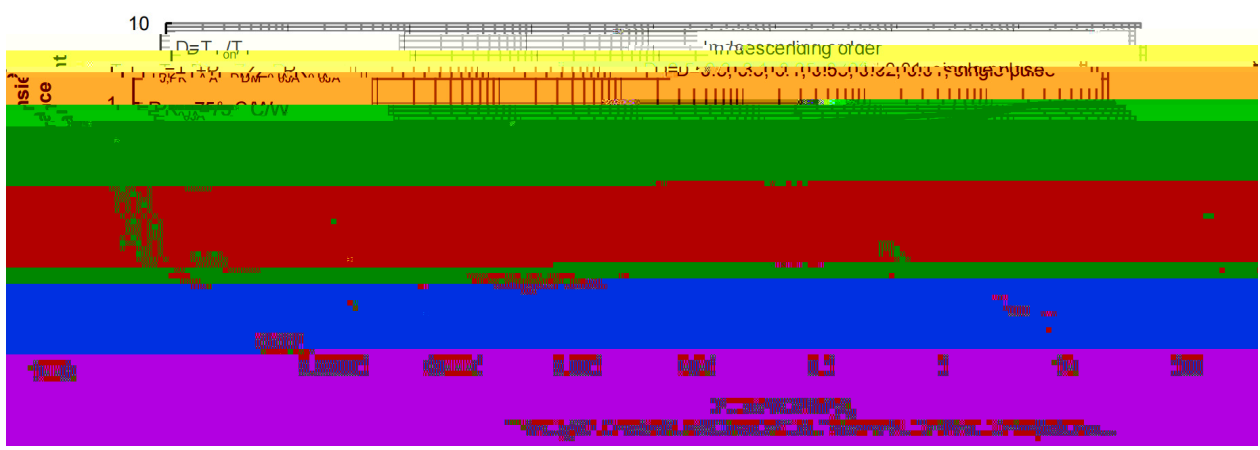


DATA SHEET

Parameter	Symbol	Test Conditions	Min	Typ	Max	Unit
Drain-Source Breakdown Voltage	BV_{DSS}	$I_D = -250\text{ A}$ $V_{GS} = 0\text{ V}$	-30			V
Zero Gate Voltage Drain Current	I_{DSS}	$V_{DS} = -30\text{ V}$				

/ Electrical Characteristic Curve




/ Electrical Characteristic Curve



/ Package Dimensions

PDFN3X3A-8L

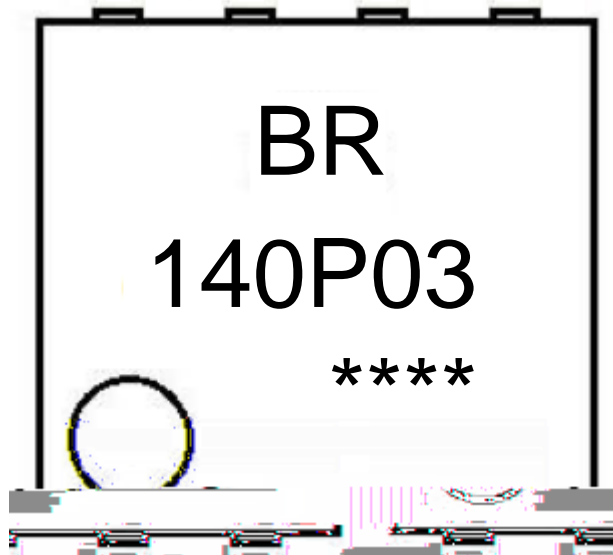
Unit:mm



Dimensions In Millimeterer			
Symbol	MIN	TYP	MAX
A	3.20	3.30	3.40
A1	3.10	3.15	3.20
B	3.20	3.30	3.40
B1	2.95	3.00	3.05

Rev.00 202011

/ Marking Instructions



BR

140P03

Note:

BR: Company Code

140P03: Product Type Code

*****: Lot No. Code, code change with Lot No

() / Temperature Profile for IR Reflow Soldering(Pb-Free)
