

Rev.A Oct.-2024

DFN 2×2B-6L P MOS

P-Channel Enhancement Mode Field Effect Transistor in a DFN 2×2B-6L Plastic Package.

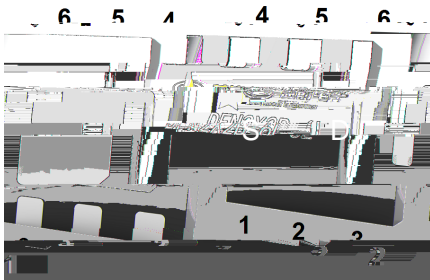
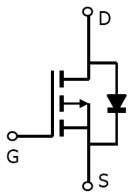
$V_{DS} (V) = -16V$ $I_D = -12A$

$R_{DS(ON)}@-4.5V$ 15m (Type.13m)

$R_{DS(ON)}@-2.5V$ 25m (Type.18m)

HF Product.

Power Management in Notebook computer, Portable Equipment and Battery powered systems.



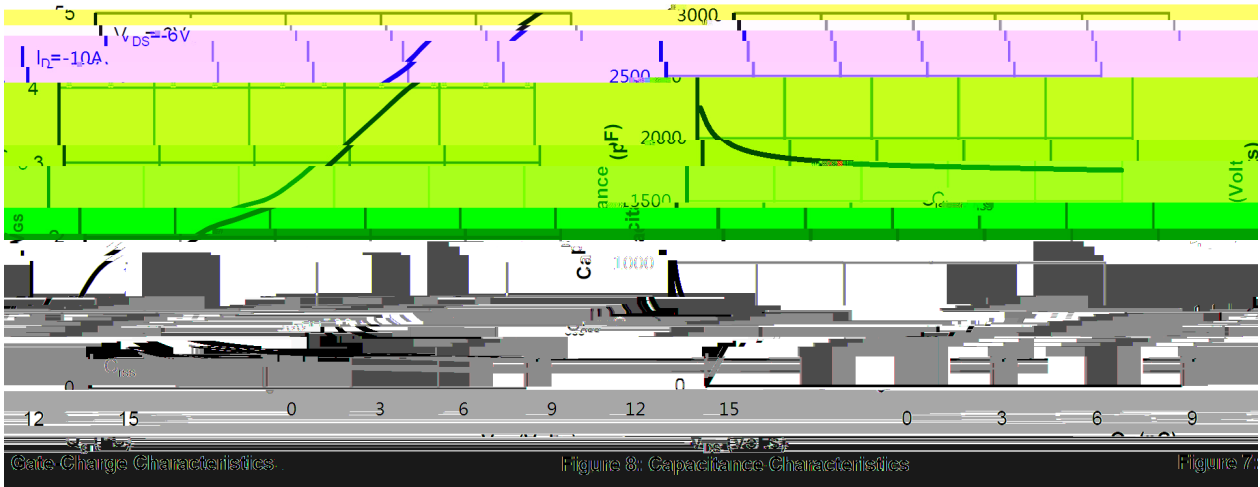


See Marking Instructions.

Parameter	Symbol	Rating	Unit	
Drain-Source Voltage	V_{DSS}	-16	V	
Gate-Source Voltage	V_{GSS}	± 10	V	
Continuous Drain Current	$I_D (T_a=25^\circ\text{C})$	-12	A	
Pulsed Drain Current	I_{DM}	-42	A	
Power Dissipation for Single Operation	$P_D (T_a=25^\circ\text{C})$	3.0	W	
Maximum Junction Temperature	T_j	150		
Storage Temperature Range	T_{stg}	-55 150		
Thermal Resistance-Junction to Ambient	t 10s	R_{JA}	41.7	/W
	Steady State		75	/W

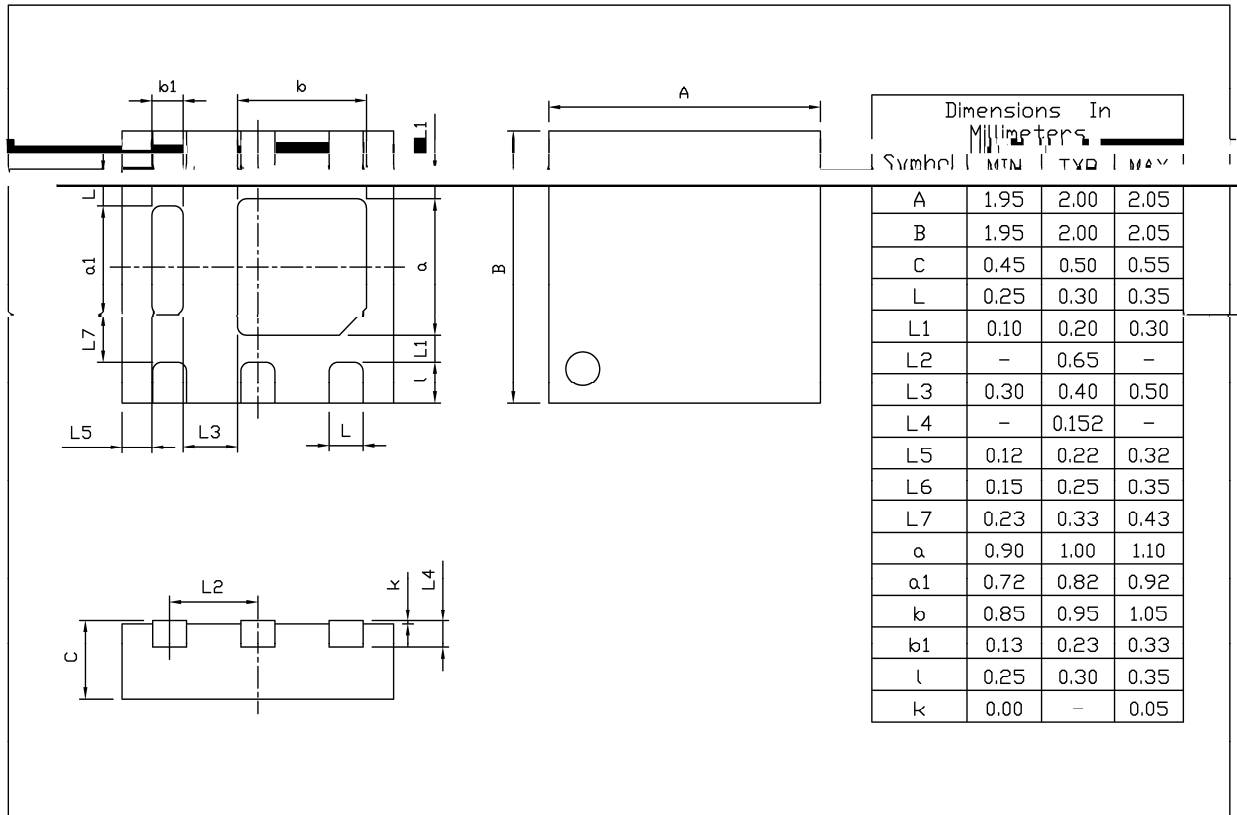
Parameter	Symbol	Test Conditions	Min	Typ	Max	Unit
Drain-Source Breakdown Voltage	BV_{DSS}	$I_D=-250\mu\text{A}$ $V_{GS}=0\text{V}$	-16	-19		V
Zero Gate Voltage Drain Current	I_{DSS}	$V_{DS}=-16\text{V}$ $V_{GS}=0\text{V}$			-1.0	μA
Gate-Body leakage current	I_{GSS}	$V_{DS}=0\text{V}$ $V_{GS}=\pm 10\text{V}$			± 100	nA
Gate Threshold Voltage	$V_{GS(th)}$	$V_{DS}=V_{GS}$ $I_D=-250\mu\text{A}$	-0.3	-0.7	-1.5	V
Static Drain-Source On-Resistance	$R_{DS(ON)}$	$V_{GS}=-4.5\text{V}$ $I_D=-10\text{A}$		13	15	m
		$V_{GS}=-2.5\text{V}$ $I_D=-5\text{A}$		18	25	
Diode Forward Voltage	V_{SD}	$I_S=-1\text{A}$ $V_{GS}=0\text{V}$			-1.2	V
Gate resistance	R_g	$V_{GS}=0\text{V}$, $V_{DS}=0\text{V}$, $f=1\text{MHz}$		10		
Input Capacitance	C_{iss}	$V_{GS}=0\text{V}$ $V_{DS}=-8\text{V}$ $f=1\text{MHz}$		1750		pF
Output Capacitance	C_{oss}			300		
Reverse Transfer Capacitance	C_{rss}			250		
Total Gate Charge	Q_g	$V_{GS}=-4.5\text{V}$ $V_{DS}=-6\text{V}$ $I_D=-10\text{A}$		13		nC
Gate-Source Charge	Q_{gs}			1.9		
Gate-Drain Charge	Q_{gd}			3.5		





DFN2 X2B-6L-0.5

Unit:mm



Rev.01 202006

, M y f / Marking Instructions

BR 150P016 ****

^a ç y

BR y

150P016 y

**** y

Note:

BR:

150P016:

****:

, [W A

° Z W A

ÿ D Z W A k š ÿ D Z J

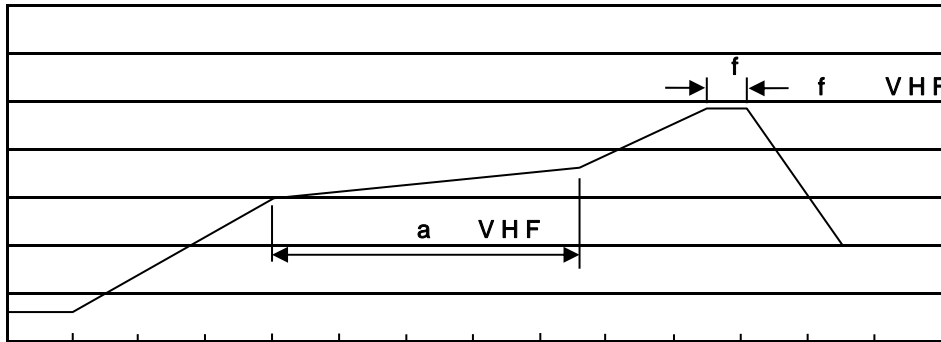
Company Code

Product Type Code

Lot No. Code, code change with Lot No

šWD t...•Žç (x/) / :KSVKXGZ[XK 6XULORK LUX /8 8KLRU] 9URJKXOTM 6

7HPSHUDWXUH



7LPH VHF

a ç y

1o• Ä ½ “ † 150 ½180 - k ž • 60 ½90sec;

2o• Q › “ † 245 r5 - k ž • 4 Ò 5 r0.5sec;

3o•D N ò i Ò 0 , † 2 ½10 - /sec.

Note:

1.Preheating:150~180 - , Time:60~90sec.

2.Peak Temp.:245 r5 - , Duration:5 r0.5sec.

3. Cooling Speed: 2~10 - /sec.

ÂD /Cã p ~ »] / Resistance to Soldering Heat Test Conditions

“ † y 260 r5 -

ž • y 10 r1 sec.

Temp.:260±5

Time:10±1 sec

G P á / Packaging SPEC.

2 & x / REEL

Package Type 7>û ~ E	Units ;>û !H					Dimension ;>û p . (unit Åmm³)		
	Units/Reel / --	Reels/Inner Box -- /-	Units/Inner Box /-	Inner Boxes/Outer Box - /!ç	Units/Outer Box /!ç	Reel	Inner Box	Outer Boxç
DFN2x2B-6L	4,000	10	40,000	4	160,000	7!v x8	210x205x205	445x435x230

„ Æ y f / Notices