



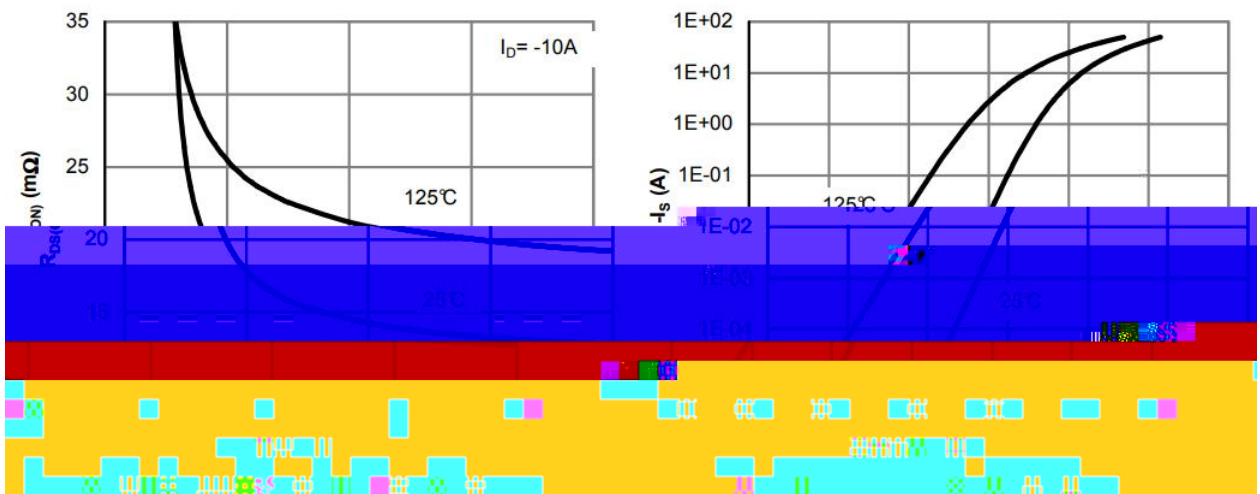
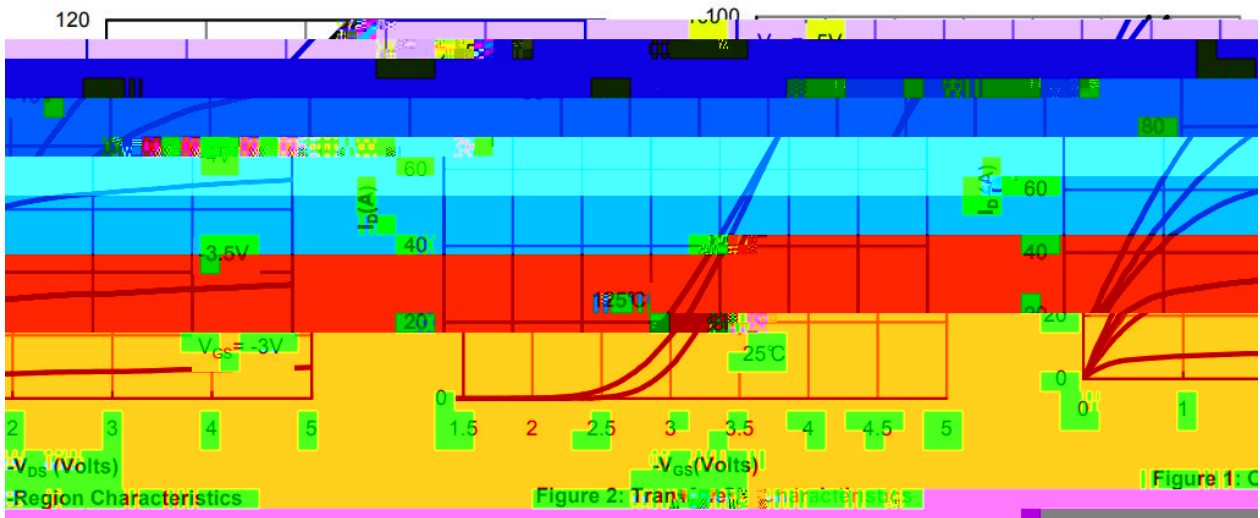
Rev.A May.-2020



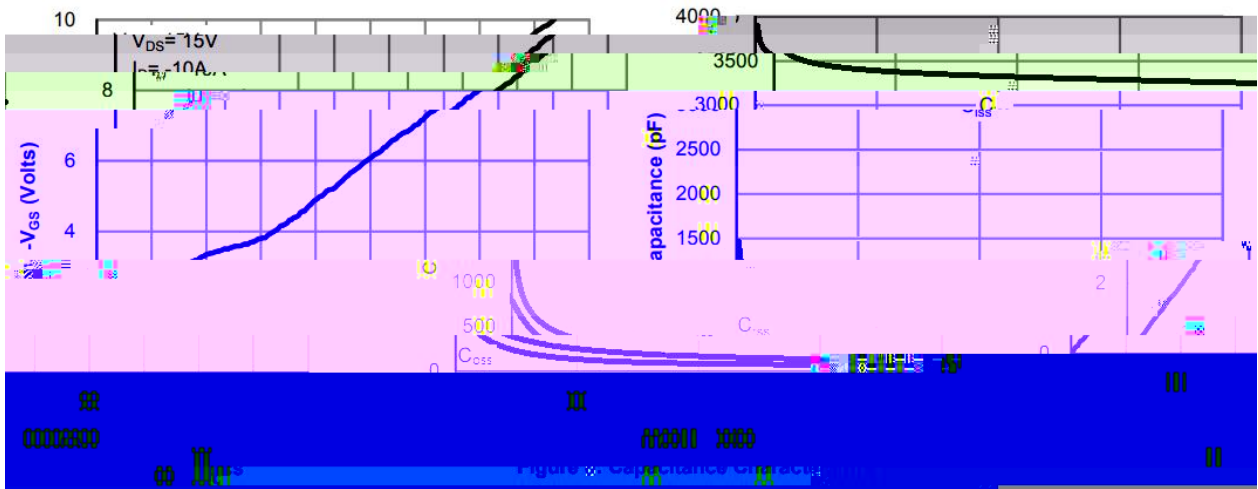
JF G\$/ G
P-Channel Enhancement Mode FielhmÄ



Parameter	Symbol	Rating	Unit
Drain-Source Voltage	V_{DSS}	-40	V
Gate-Source Voltage	V_{GSS}	± 20	V
Continuous Drain Current	$I_D (T_a=25^\circ\text{C})$	-10	A
Continuous Drain Current	$I_D (T_a=70^\circ\text{C})$	-8	A
Power Dissipation for Single Operation	$P_D (T_a=25^\circ\text{C})$	1.7	W
Power Dissipation for Single Operation	$P_D (T_a=70^\circ\text{C})$	1.1	W


Parameter	Symbol	Test Conditions	Min	Typ	Max	Unit
Drain-Source Breakdown Voltage	BV_{DSS}	$I_D=-250\mu A$ $V_{GS}=0V$	-40			V
Zero Gate Voltage Drain Current	I_{DSS}	$V_{DS}=-40V$ $V_{GS}=0V$			-1.0	μA
		$V_{DS}=-40V$ $V_{GS}=0V$ $T_J=55^\circ C$			-5.0	
Gate-Body leakage current	I_{GSS}	$V_{DS}=0V$ $V_{GS}=\pm 20V$			± 100	nA
Gate Threshold Voltage	$V_{GS(th)}$	$V_{DS}=V_{GS}$ $I_D=-250\mu A$	-1.2	-1.6	-2.5	V
Static Drain-Source On-Resistance	$R_{DS(ON)}$	$V_{GS}=-10V$ $I_D=-10A$		13.1	15	m
		$V_{GS}=-4.5V$ $I_D=-7A$		18	21	
Forward Transconductance	g_{FS}	$V_{DS}=-5V$ $I_D=-10A$		9.5		S
Diode Forward Voltage	V_{SD}	$I_S=-1A$ $V_{GS}=0V$		-0.8	-1.0	V
Total Gate Charge	$Q_g(10V)$	$V_{GS}=-10V$ $V_{DS}=-20V$ $I_D=-10A$		42	55	nC
Total Gate Charge	$Q_g(4.5V)$			18.6		
Gate-Source Charge	Q_{gs}			7		
Gate-Drain Charge	Q_{gd}			8.6		
Gate Resistance	R_g	$V_{GS}=0V$ $f=1MHz$ $V_{DS}=0V$		8.5		
Input Capacitance	C_{iss}	$V_{GS}=0V$ $f=1MHz$ $V_{DS}=-25V$		3300		pF
Output Capacitance	C_{oss}			135		
Reverse Transfer Capacitance	C_{rss}			177		
Turn-on Delay Time	$t_{d(ON)}$	$V_{GS}=-10V$ $V_{DS}=-20V$ $R_L=2$ $R_{GEN}=3$		9.4		ns
Turn-on Rise Time	t_r			20		
Turn-off Delay Time	$t_{d(OFF)}$			55		
Turn-off Fall Time	t_f			30		

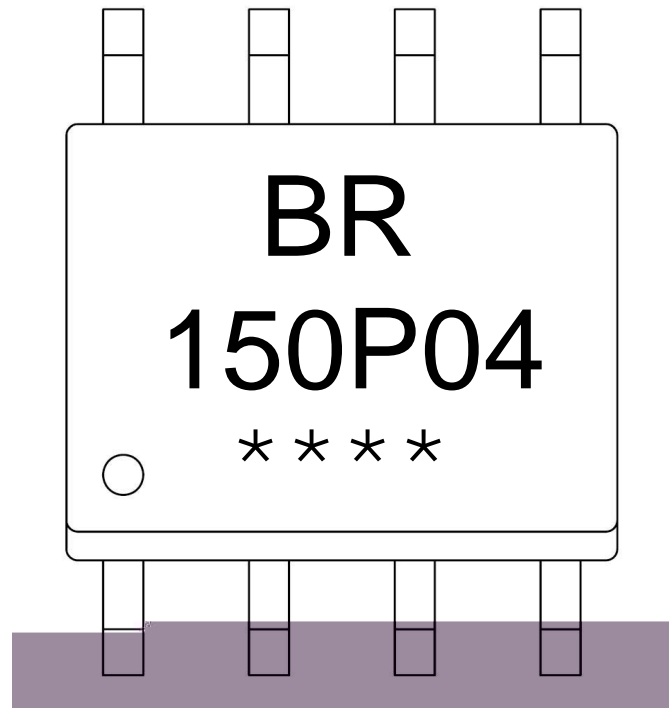




SIP-8

Unit:mm





BR


150P04

Note:

BR: Company Code.

150P04: Product Type

****: Lot No. Code, code change with Lot No.



Note:

- | | | | |
|---|---------|------------|---|
| 1 | 150 180 | 60 90sec; | 1.Preheating:150~180 , Time:60~90sec. |
| 2 | 245..5 | 5..0.5sec; | 2.Peak Temp.:245..5 , Duration:5..0.5sec. |
| 3 | 2 10 | /sec. | 3. Cooling Speed: 2~10 /sec. |

260..5 10...1 sec. Temp.:260±5 Time:10±1 sec

/ REEL

Package Type	Units					Dimension			(unit mm ³)
	Units/Reel	Reels/Inner Box	Units/Inner Box	Inner Boxes/Outer Box	Units/Outer Box	Reel	Inner Box	Outer Box	
SOP/ESOP-8	4,000								