

# BRCs200N04YA

Rev.A May.-2023

DATA SHEET

## / Descriptions

$G; =E^{*2} * \$ / C$        $E \quad ' D F J$   
 $; f I Y \Delta E \$ ? 8 E E < C D F J = < K ' e X G; =E^{*2} * \$ / C G \alpha j k Z ' G X Z b X ^ \backslash \%$

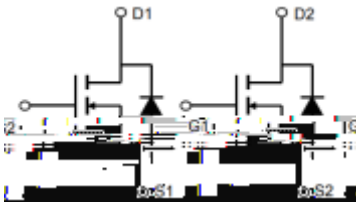
## / Features

$V_{DS}=40V$      $I_D=19A$   
 $R_{DS(ON)}@10V < 20m$  (Typ.18mR)  
 $R_{DS(ON)}@4.5V < 35m$  (Typ.24mR)  
 HF Product.


## / Applications

$; : \& :$   
 Synchronous Rectification, DC/DC Converter.

## / Equivalent Circuit



## / Pinning



## / Marking

See Marking Instructions.

# BRCS200N04YA

Rev.A May.-2023




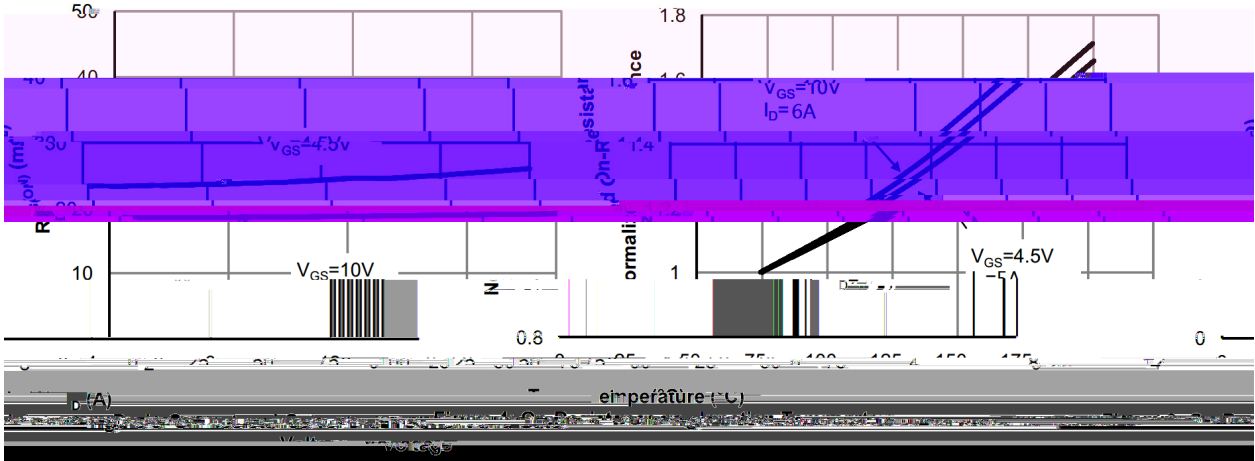
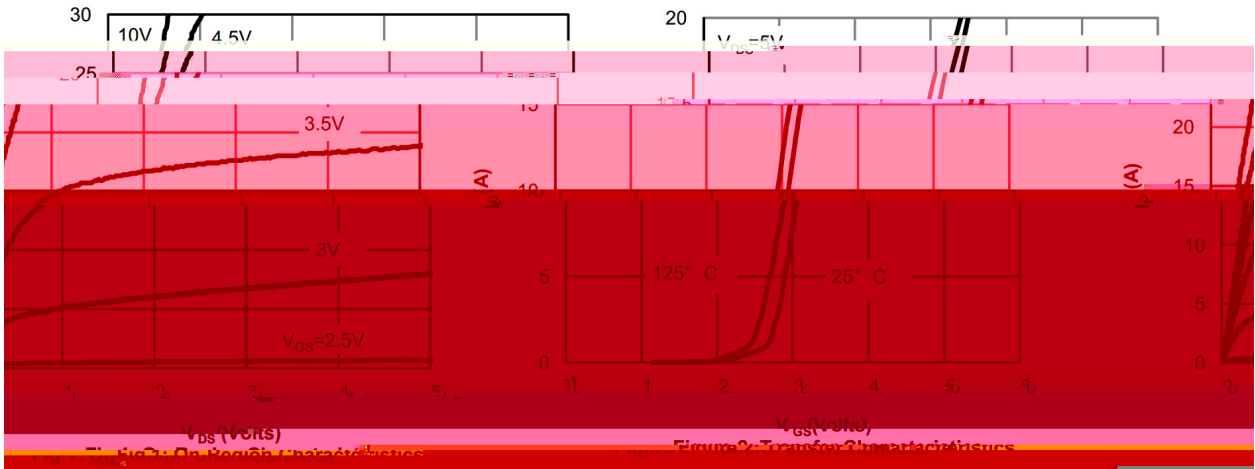
## DATA SHEET

Parameter	Symbol	Rating	Unit
Drain-Source Voltage	$V_{DS}$	40	V
Drain Current	I		

**/ Electrical Characteristics(Ta=25 )**

Parameter	Symbol	Test Conditions	Min	Typ	Max	Unit
Turn-On Delay Time	$t_{d(on)}$	$V_{DS}=20V$ $V_{GS}=10V$ $R_L=3.3$ $R_{GEN}=3$		6.5		ns
Turn-On Rise Time	$t_r$			3.7		ns
Turn-Off Delay Time	$t_{d(off)}$				18.2	ns
Turn-Off Fall Time	$t_f$				7.1	ns

**/ Electrical Characteristic Curve**



**N- / N-CHANNEL Electrical Characteristic Curve**

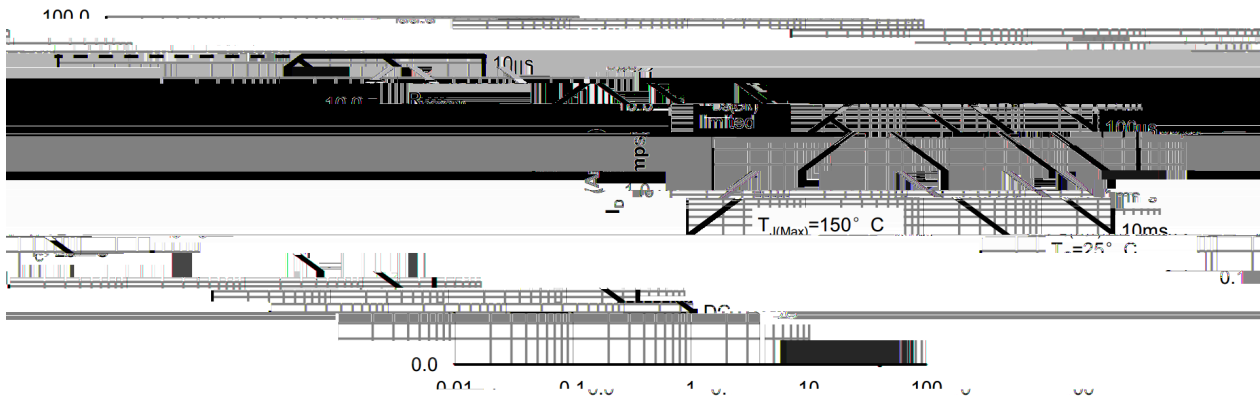
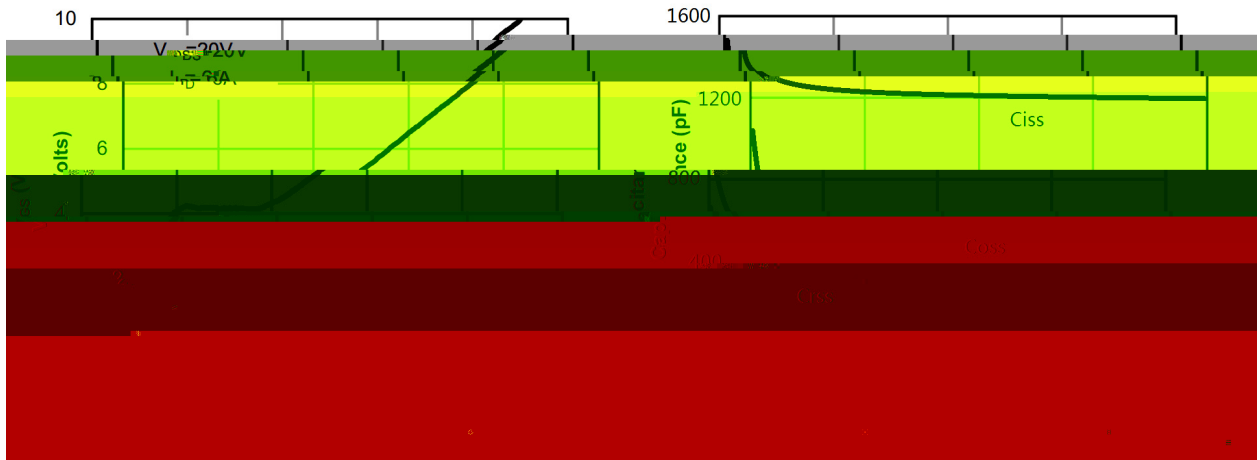



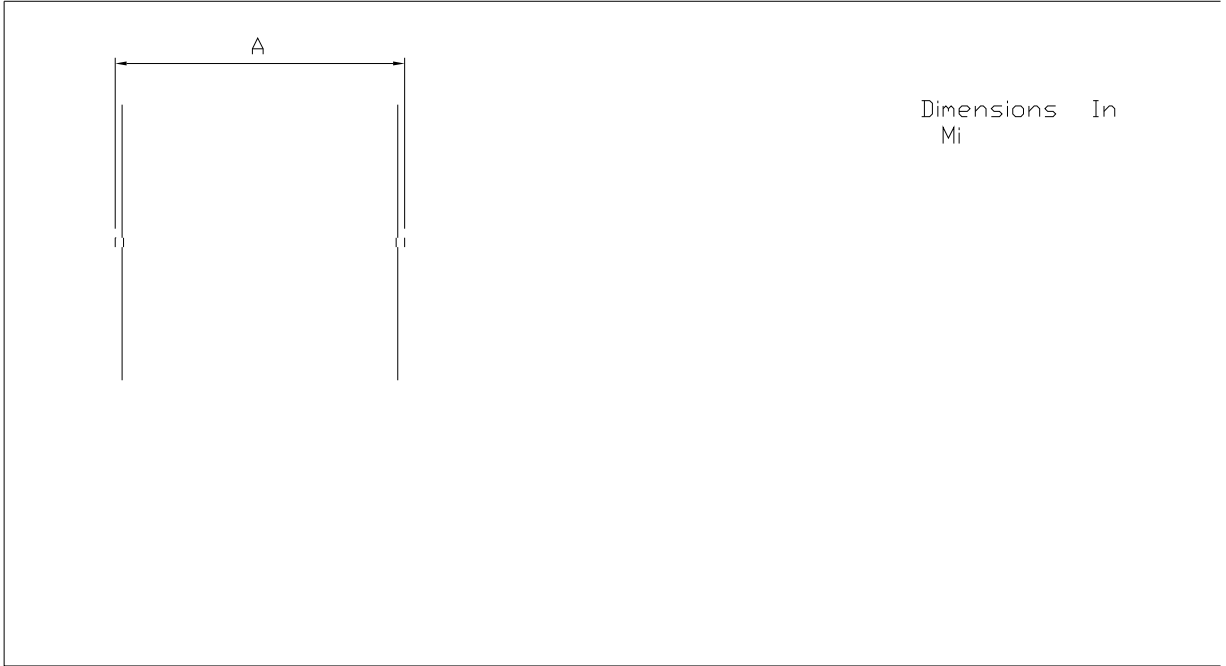
Figure 9: Maximum Forward Biased Safe Operating Area



**/ Package Dimensions**

PDFN3X3-8L

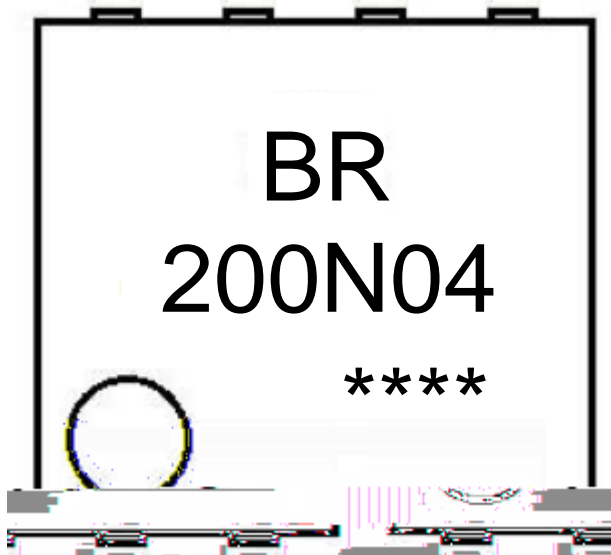
Unit:mm



Dimensions In  
Mi

Rev.00 202011

**/ Marking Instructions**



BR

200N04

!!!!

Note:

BR: Company Code

200N04: Product Type Code

\*\*\*\*: Lot No. Code, code change with Lot No

# **BRCS200N04YA**

Rev.A May.-2023