

5 é / Descriptions

9 5 6 .> // x 4 ?ú 3 MOS « | •'ož N-Channel MOSFET in a SOP-8 Plastic Package.

α a / Features

z - \* Š 8 \* 9 g 5 4 h k z õ â > k i 4 ½ , ô E Ô Å k ... ` 8 U . 9ož  
Low R<sub>DS(ON)</sub>, Low Gate Charge, Optimized for fast-switching, RoHS .


Đ ÷ / Applications

\* ) \* ) y ' ) \* ) ô E ~ c 5 ... v k œ Y + v + v ô E ~ " ' y W ož ož  
Synchronous Rectification in DC/DC and AC/DC Converters, Isolated DC/DC Converters in Telecom and Industrial.

Ã W ] Ô . / Equivalent Circuit



• Ū - æ / Pinning



PIN1:S      PIN 2:S      PIN 3 y S      PIN 4 y G  
PIN5o•PIN 6o•PIN 7o•PIN 8:D

Z Ü B , M V / h<sub>FE</sub> Classifications & Marking


• - ~ a çož See Marking Instructions.




Electrical Characteristics(Ta=25 ; )

@ f Parameter	... Z Symbol	y i Ú ^ Test Conditions	Â 4 › Min	Á ° › Typ	Â Ý ›
------------------	-----------------	----------------------------	--------------	--------------	-------

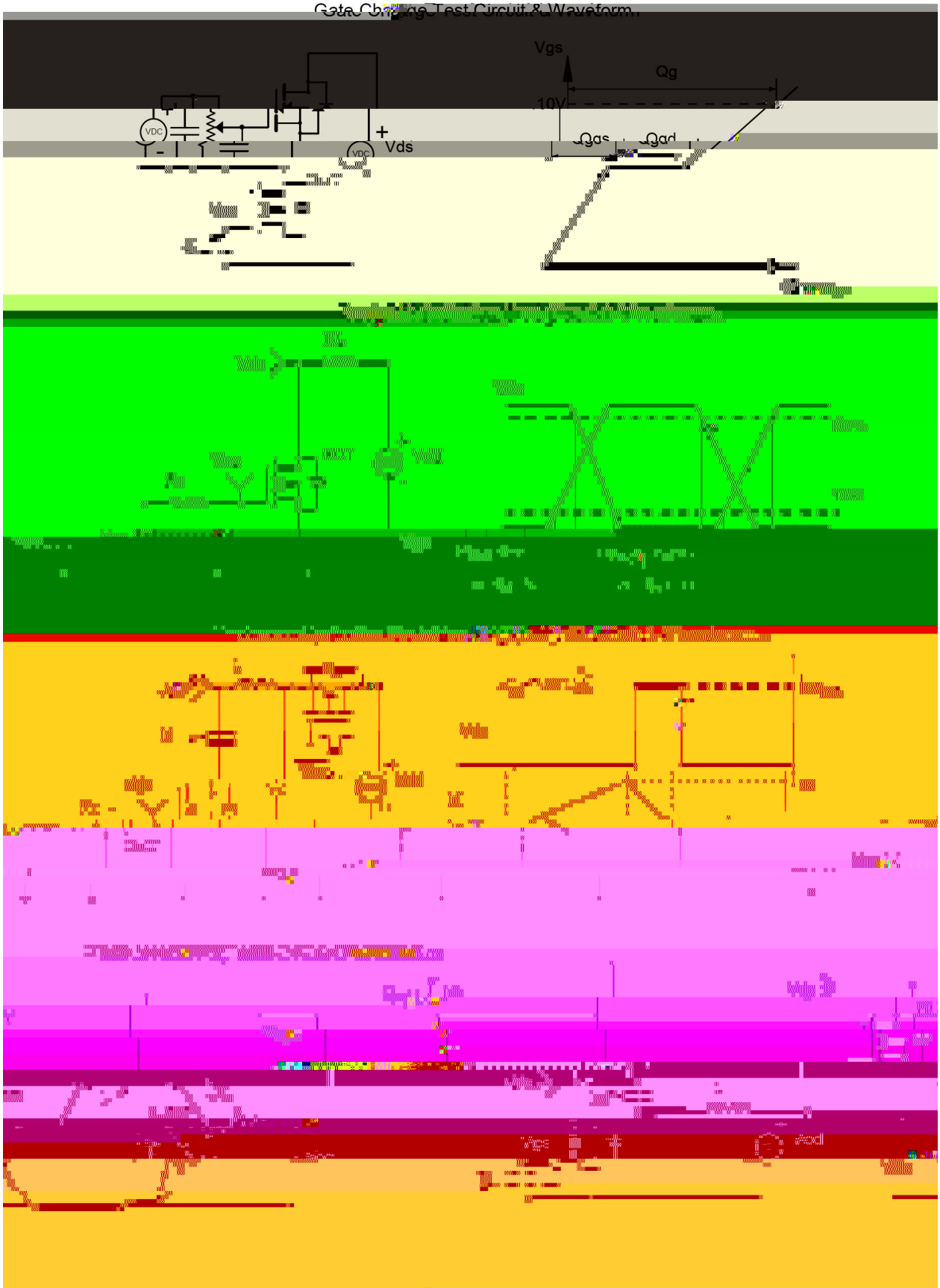
Electrical Characteristic Curve



Electrical Characteristic Curve



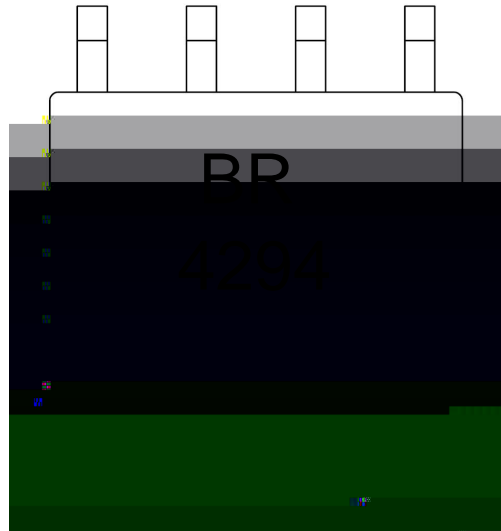
Z p Ô · x G ▯ / Test Circuit & Waveform



Ø □ = ) φ / Package Dimensions



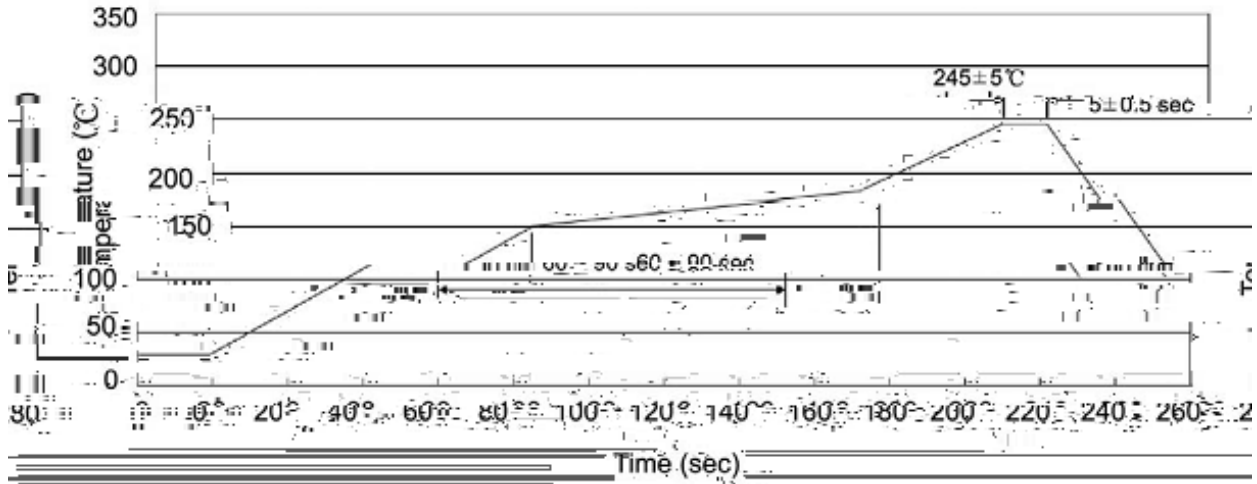
, M y f / Marking Instructions



<sup>a</sup> ç y  
BR y           , [ W A  
          y           ° Z W A  
          y           ÿ D Z W A k š ÿ D Z J

Note:  
BR:           Company Code.  
4294 y       Product Type.  
\*\*\*\*:       Lot No. Code, code change with Lot No.

šWD t...•Žϕ (x/ ) / :KSVKXGZ[XK 6XULORK LUX /8 8KLRU] 9URJKXOTM 6



<sup>a</sup> ϕ y

- 1o• Ä ½ " † 150 ½180 - k ž • 60 ½90sec;
- 2o• Q › " † 245 r5 - k ž • 4 Ò 5 r0.5sec;
- 3o•D N ò i Ò 0 , † 2 ½10 - /sec.

Note:

- 1.Preheating:150~180 - , Time:60~90sec.
- 2.Peak Temp.:245 r5 - , Duration:5 r0.5sec.
- 3.