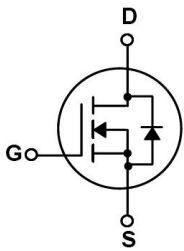


«	a	a	
TO-252	N	MOS	N-CHANNEL MOSFET in a TO-252 Plastic Package.

$R_{DS(on)}$ C_{rss}
Low $R_{DS(on)}$, low gate charge, low C_{rss} , fast switching.

DC/DC

Suited for low voltage applications such as automotive, DC/DC Converters, and high efficiency switching for power management in portable and battery operated products.



PIN1 G PIN 2 D PIN 3 S PIN 4 D

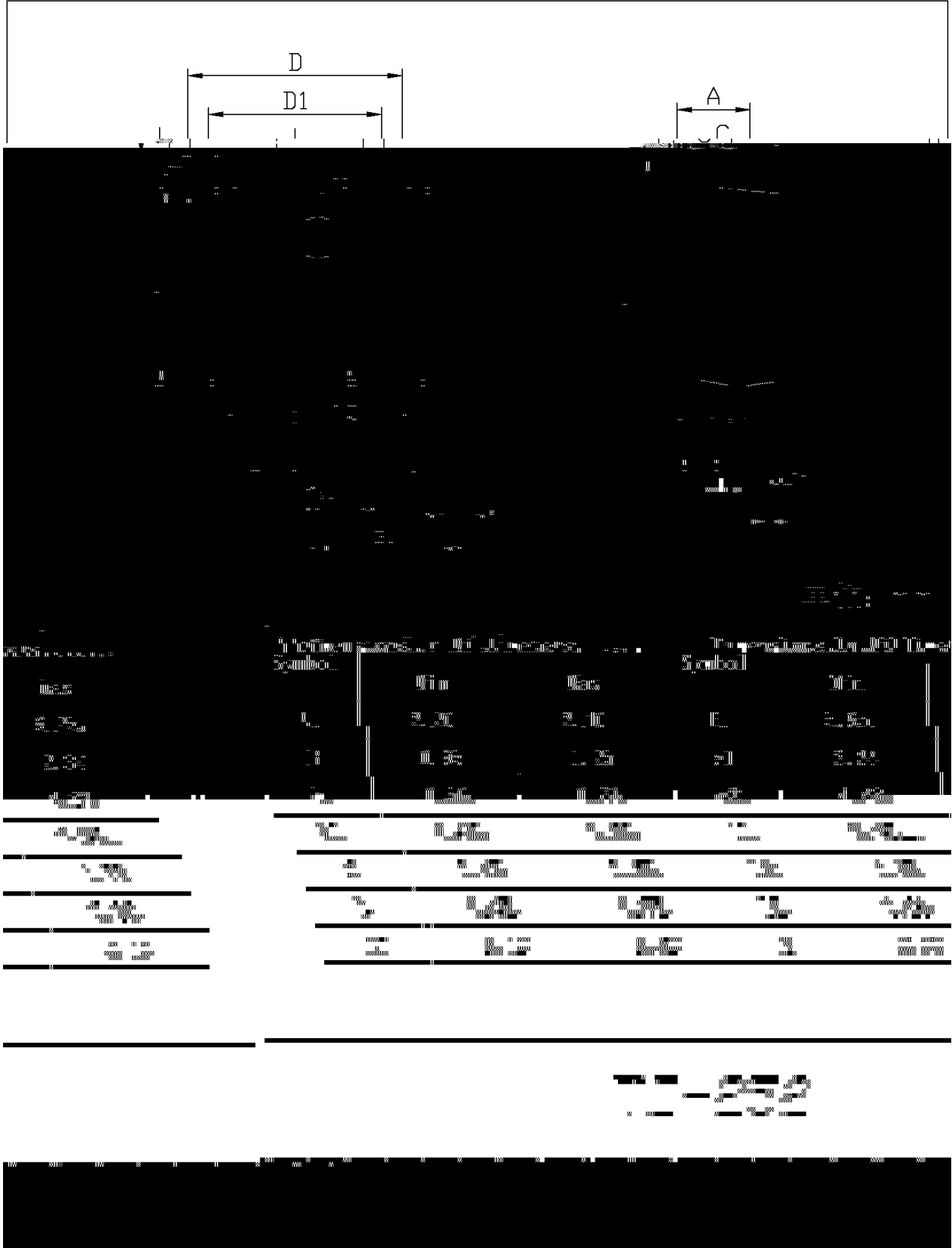
/ h_{FE} Classifications & Marking

See Marking Instructions.


BRD50N06
Rev.D May.-2016

DATA SHEET

/ Package Dimensions



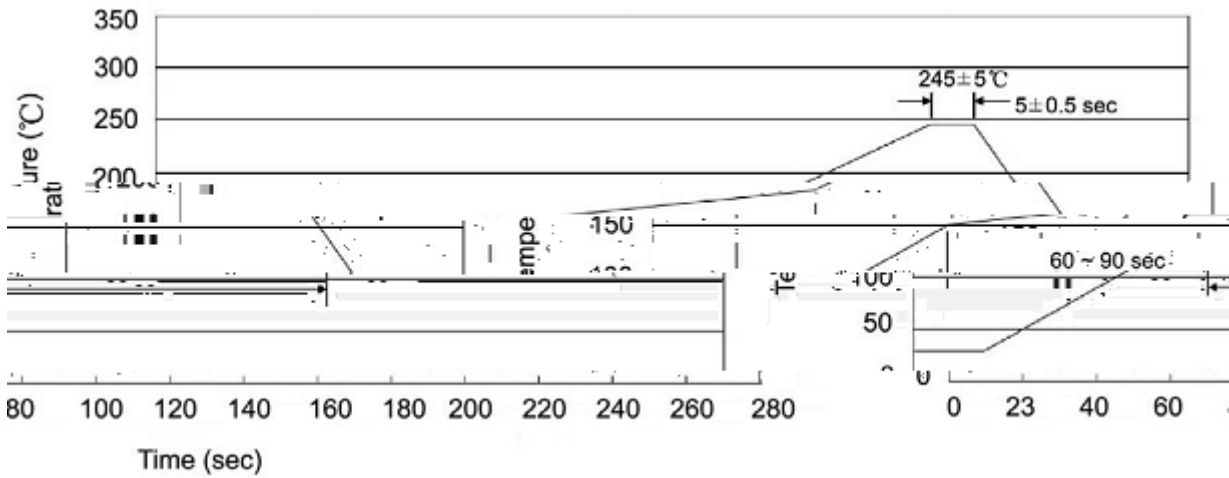
/ Marking Instructions



BR
50N06

Note:
BR:

() / Temperature Profile for IR Reflow Soldering(Pb-Free)



Note:

- | | | | | | |
|---|-------|-----|----|-----------|---|
| 1 | 25 | 150 | 60 | 90sec; | 1.Preheating:25~150 , Time:60~90sec. |
| 2 | 245±5 | | | 5±0.5sec; | 2.Peak Temp.:245±5 , Duration:5±0.5sec. |
| 3 | | | 2 | 10 /sec. | 3. Cooling Speed: 2~10 /sec. |

/ Resistance to Soldering Heat Test Conditions

260±5 10±1 sec. Temp.:260±5 Time:10±1 sec

/ Packaging SPEC.

/ REEL

Package Type	Units					Dimension (unit mm ³)		
	Units/Reel	Reels/Inner Box	Units/Inner Box	Inner Boxes/Outer Box	Units/Outer Box	Reel	Inner Box	Outer Box
TO-252	2,500	2	5,000	5	25,000	13 ×16	360×360×50	385×257×392

/ TUBE

Package Type	Units					Dimension (unit mm ³)		
	Units/Tube	Tubes/Inner Box	Units/Inner Box	Inner Boxes/Outer Box	Units/Outer Box	Tube	Inner Box	Outer Box
TO-251/252	75	48	3,600	5	18,000	526×20.5×5.25	555×164×50	575×290×180

/ Notices