

**/ Descriptions**

TO-220F          N          MOS          N-CHANNEL MOSFET in a TO-220F Plastic Package.

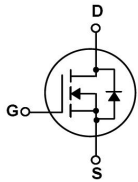
**/ Features**

#          #  
Low gate charge, low crss, fast switching.


**/ Applications**

These devices are well suited for high efficiency switching DC/DC converters and switch mode power supplies.

**/ Equivalent Circuit**



**/ Pinning**



PIN1 G          PIN 2 D          PIN 3 S

**/ h<sub>FE</sub> Classifications & Marking**

See Marking Instructions.

Parameter	Symbol	Rating	Unit
-----------	--------	--------	------


/ **Electrical Characteristic Curve**

/ Package Dimensions





( ) / Temperature Profile for Dip Soldering(Pb-Free)



Note:

- |   |        |     |            |        |   |
|---|--------|-----|------------|--------|---|
| 1 | 25     | 150 | 60         | 90sec; | 1.Preheating:25~150 , Time:60~90sec.      |
| 2 | 255..5 |     | 5..0.5sec; |        | 2.Peak Temp.:255..5 , Duration:5..0.5sec. |
| 3 |        | 2   | 10         | /sec.  | 3. Cooling Speed: 2~10 /sec.              |

/ Resistance to Soldering Heat Test Conditions

270..5                      10...1 sec.                      Temp.:270±5                      Time:10±1 sec

/ Packaging SPEC.

/ BULK

Package Type 封装形式	Units 包装数量					Dimension 包装尺寸 (unit: mm <sup>3</sup> )		
	只袋	袋盒	只盒	盒箱	只箱	袋	盒	箱

/ TUBE

Package Type 封装形式	Units 包装数量					Dimension 包装尺寸 (unit: mm <sup>3</sup> )		
	只套管	套管盒	只盒	盒箱	只箱	套管	盒	箱

/ Notices