

/ Descriptions

TO-220F N MOS N-CHANNEL MOSFET in a TO-220F Plastic Package.

/ Features

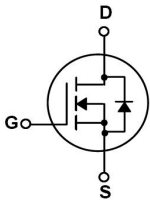
DS dv/dt
Low $R_{DS(ON)}$, Low gate charge, Low Crss , Fast switching, Improved dv/dt capability.

/ Applications


DC/DC

These devices are well suited for high efficiency switching DC/DC converters and switch mode power supplies.

/ Equivalent Circuit



/ Pinning



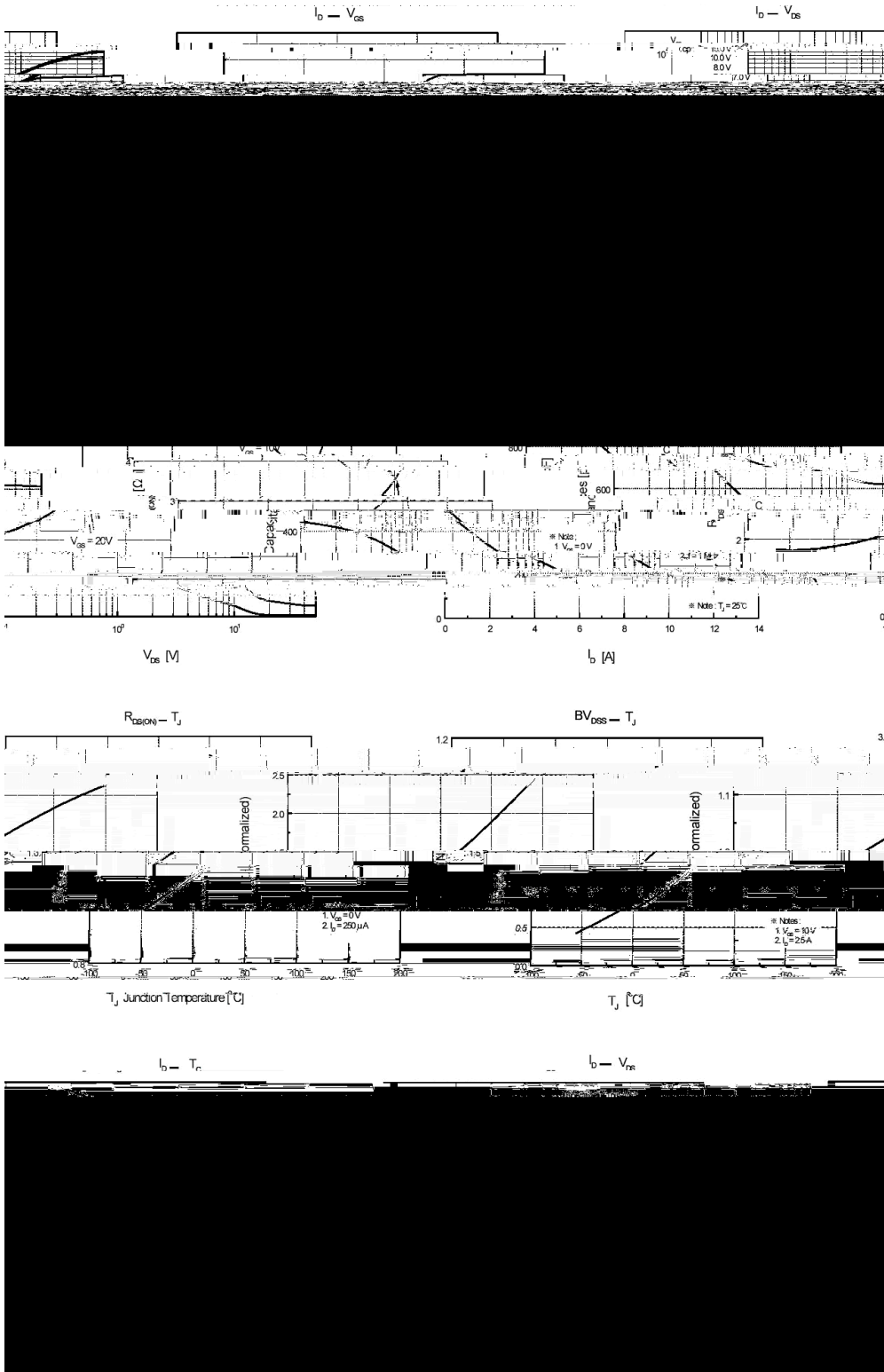
PIN1 G PIN 2 D PIN 3 S

/ h_{FE} Classifications & Marking

See Marking Instructions.

Parameter	Symbol	Rating	Unit
Drain-Source Voltage	V_{DSS}	600	V

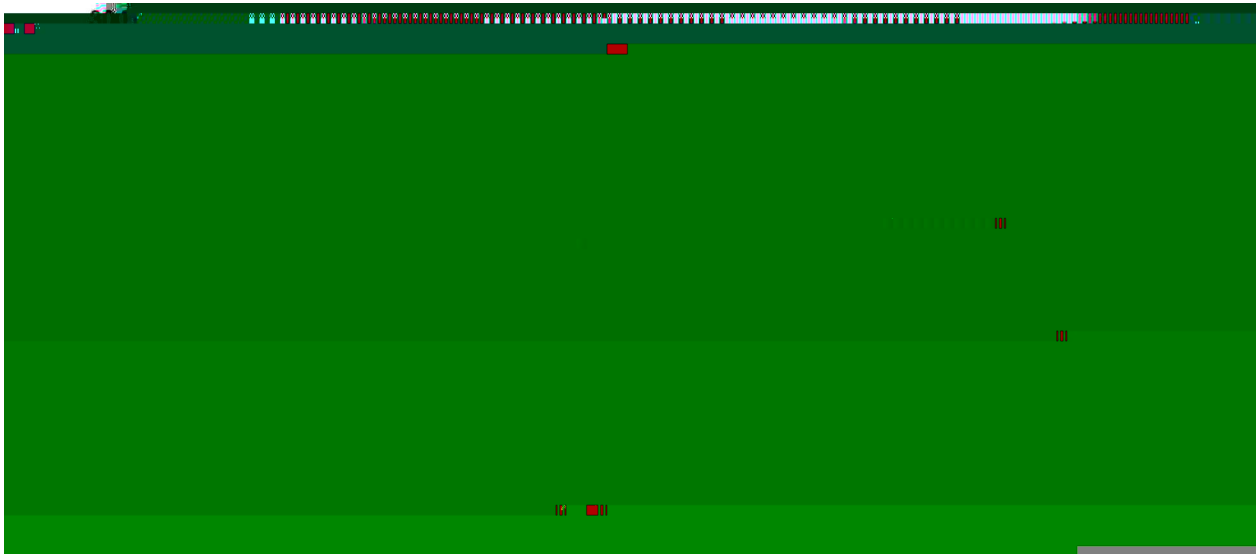
/ Electrical Characteristic Curve



/ Package Dimensions



() / Temperature Profile for Dip Soldering(Pb-Free)



- | | | | | | | |
|---|-------|-----|-----------|--------|-------|---|
| 1 | 25 | 150 | 60 | 90sec; | Note: | 1.Preheating:25~150 , Time:60~90sec. |
| 2 | 255±5 | | 5±0.5sec; | | | 2.Peak Temp.:255±5 , Duration:5±0.5sec. |
| 3 | | 2 | 10 | /sec. | | 3. Cooling Speed: 2~10 /sec. |

/ Resistance to Soldering Heat Test Conditions

270±5 10±1 sec. Temp.:270±5 Time:10±1 sec

/ Packaging SPEC.

/ BULK

Package Type 封装形式	Units/Bag 只/袋	Bags/Inner Box 袋/盒	Units/Inner Box 只/盒	Units 包装数量 InUnits/Inner Box InUnits/Inner Box	Dimension 包装尺寸 (unit: mm ³) K0(BK3(BK111a/2900u(BK4))e)0oT6.48 0 0 6.48 31 0 4 290.9608 T6.48 0 0 6.48 222.3 283.0403 T6.48
----------------------	------------------	-----------------------	------------------------	--	--