

/ Descriptions

TO-251 N MOS
N-CHANNEL MOSFET in a TO-251 Plastic Package.

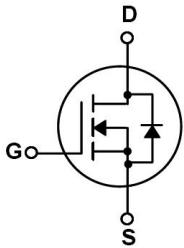
/ Features

Low gate charge, low crss, fast switching.

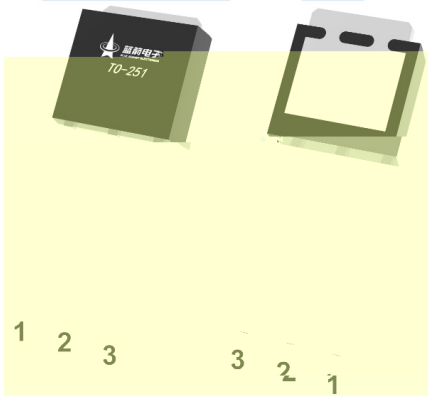
/ Applications

; : & :
These devices are well suited for high efficiency switching DC/DC converters and switch mode power supplies.

/ Equivalent Circuit



/ Pinning



PIN1 G PIN 2 D PIN 3 S


/ Marking

See Marking Instructions.

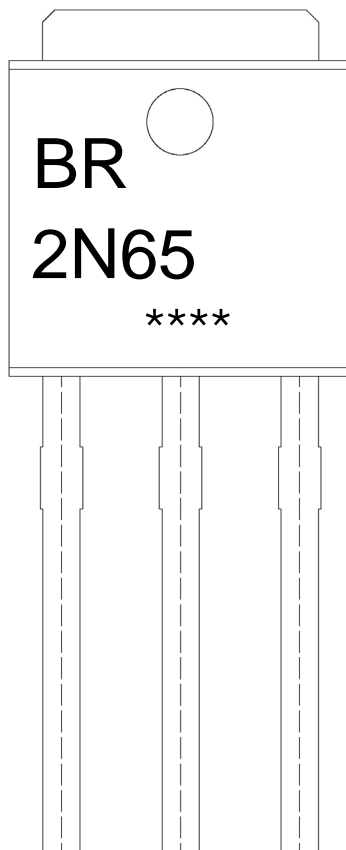
Parameter	Symbol	Rating	Unit
Drain-Source Voltage	V_{DSS}	650	V
Drain Current	$I_D(T_C=25^\circ\text{C})$	2.0	A
Drain Current	$I_D(T_C=100^\circ\text{C})$	1.3	A
Drain Current - Pulsed	I_{DM}	8	A
Gate-Source Voltage	V_{GS}	± 30	V
Single Pulsed Avalanche Energy	E_{AS}	120	mJ
Repetitive Avalanche Energy	E_{AR}	5.4	mJ
Avalanche Current	I_{AR}	2.0	A
Power Dissipation	$P_D(T_C=25^\circ\text{C})$	28	W
Operating and Storage Temperature Range	T_J, T_{STG}	-55 to 150	
Junction to Ambient	R_{JA}	110	/W
Junction to Case	R_{JC}	4.46	/W

BRI2N65

/ Package Dimensions



/ Marking Instructions



BR

) E - ,

!!!!

Note:

BR: Company Code

2N65: Product Type

****: Lot No. Code, code change with Lot No

BRI2N65
Rev.E Jul.-2023