

# BRMBRB3045CTQ

Rev.A Jan.-2024

## / Descriptions

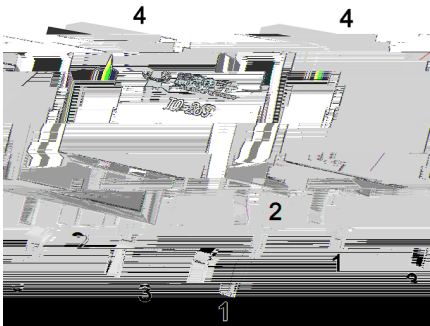
KF \$) - \*

Schottky Diode in a TO-263 Plastic Package.

8<: \$H(' (

Low power loss, high efficiency, Qualified to AEC-Q101 Standards for High Reliability, HF Product.

For use in low voltage,high frequency inverters, free wheeling, and polarity protection applications, Meet the stringent requirements of automotive applications.



PIN1 Anode

PIN 2 4 Cathode

PIN 3 Anode

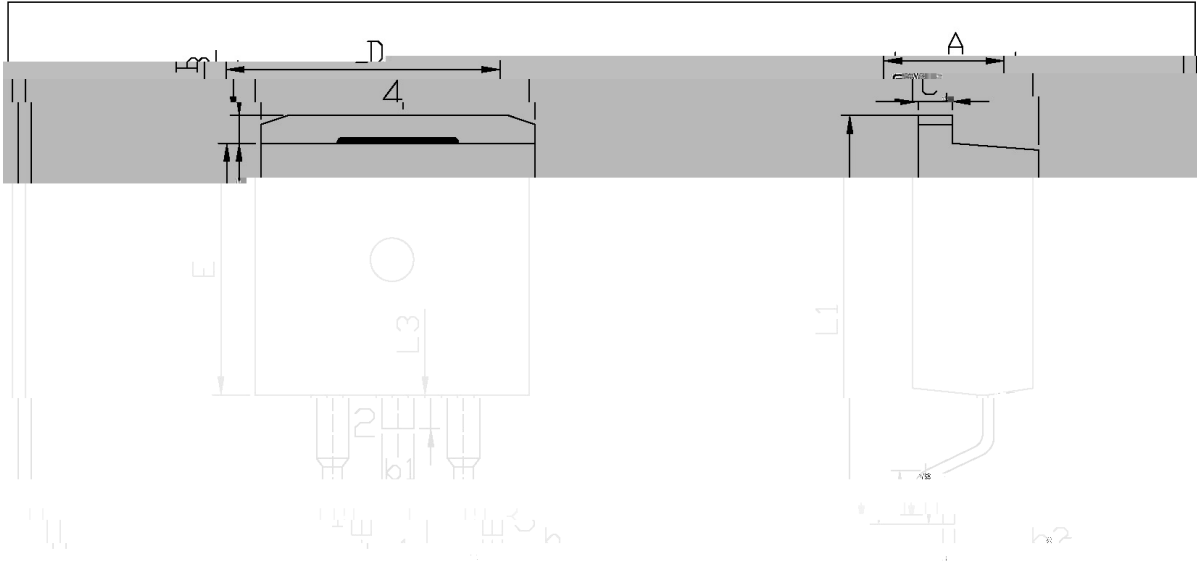
## / Marking

See Marking Instructions.



**/ Electrical Characteristic Curve**

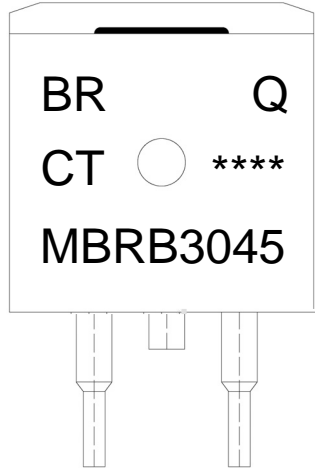
**/ Package Dimensions**



Max	Min	Max	Min
9.40	4.30	4.70	9.00
2.74	1.00	1.40	2.34
16.00	b1	1.15	1.35
2.84	b2	0.40	0.60
20	C	1.20	1.40
	D	9.30	10.20
			L1
			L2
			L3
			L4

T0-263

/ Marking Instructions



9|  
 Q  
 D 9| 9\* +,  
 : K1  
 !!!!

Note:

- BR: Company Code
- Q: Automobile halogen-free product Code
- MBRB3045 Product Type Code
- CT: Internal Structure
- \*\*\*\*: Lot No. Code, code change with Lot No

( ) / Temperature Profile for IR Reflow Soldering(Pb-Free)


Note:

- 1            150 200            60 120sec;    1.Preheating:150~200 , Time:60~120sec.
- 2            255..5                    5..0.5sec;    2.Peak Temp.:255..5 , Duration:5..0.5sec.
- 3                            2 10 /sec.            3. Cooling Speed: 2~10 /sec.

/ Resistance to Soldering Heat Test Conditions

605..5