

DTC114YKA

Rev.G Nov.-2024

/ Descriptions

SOT-23

NPN

Silicon NPN Digital transistor in a SOT-23 Plastic Package.

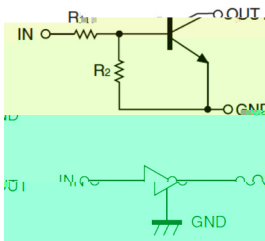
/ Features

With built-in bias resistors, simplify circuit design, reduce a quantity of parts and manufacturing process, HF Product.


/ Applications

Switching, inverter circuit, interface circuit and driver circuit applications.

/ Equivalent Circuit



/ Pinning



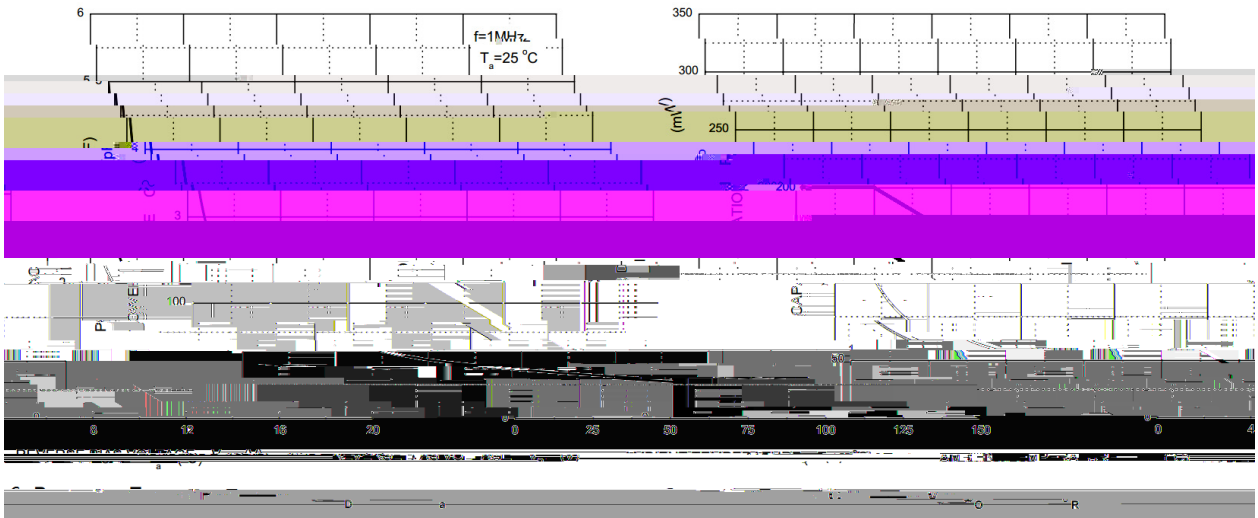

PIN 1 IN PIN 2 GND PIN 3 OUT

/ hFE Classifications & Marking

Marking	H64
---------	-----

DTC114YKA
Rev.G Nov.-2024


/ Electrical Characteristic Curve



/ Package Dimensions

SOT-23

单位: mm



DTC114YKA

() / Temperature Profile for IR Reflow Soldering(Pb-Free)

- | | | | |
|---|-----------|-------------|---|
| 1 | 150 ~ 180 | 60 ~ 90sec; | 1.Preheating:150~180 , Time:60~90sec. |
| 2 | 245±5 | 5±0.5sec; | 2.Peak Temp.:245±5 , Duration:5±0.5sec. |
| 3 | 2 ~ 10 | /sec. | 3. Cooling Speed: 2~10 /sec. |

Note:

/ Resistance to Soldering Heat Test Conditions

260±5 10±1 sec. Temp.:260±5 Time:10±1 sec

/ Packaging SPEC.

/ REEL

Package Type	Units ;>û !H					Dimension ;>û p . (unit Åmm³)	
	Units/Reel	Reels/Inner Box	Units/Inner Box	Inner Boxes/Outer Box	Units/Outer Box	Reel	Inner Box
7>û ~ E	/--	-- /-	/-	- /!ç	/!ç		