

# DTC143TKA

Rev.G Feb.-2022

DATA SHEET

## / Descriptions

SOT-23                      NPN                      Silicon NPN Digital transistor in a SOT-23 Plastic Package.

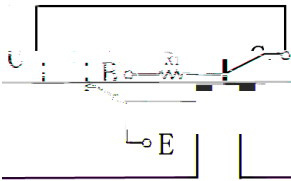
## / Features

With built-in bias resistors, simplify circuit design, reduce a quantity of parts and manufacturing process. HF Product.


## / Applications

Switching, inverter circuit, interface circuit and driver circuit applications.

## / Equivalent Circuit




## / Pinning



PIN 1 Base                      PIN 2 Emitter                      PIN 3 Collector

## / h<sub>FE</sub> Classifications & Marking

Marking	H03
---------	-----







/ Package Dimensions

SOT-23

单位: mm




/ Marking Instructions



H  
03  
Note:  
H

( ) / Temperature Profile for IR Reflow Soldering(Pb-Free)



Note:

- |   |       |     |    |           |   |
|---|-------|-----|----|-----------|---|
| 1 | 25    | 150 | 60 | 90sec;    | 1.Preheating:25~150 , Time:60~90sec.    |
| 2 | 245±5 |     | 2  | 5±0.5sec; | 2.Peak Temp.:245±5 , Duration:5±0.5sec. |
| 3 |       | 2   |    |           |   |