

LV10100E

Rev.G Oct.-2018

/ Descriptions

TO-277

TO-277 Plastic package Schottky diode .

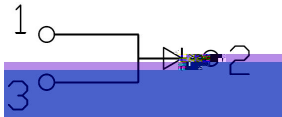
/ Features

High Forward Surge Capability, Ultra Low Forward Voltage Drop, Excellent High Temperature Stability. HF Product.

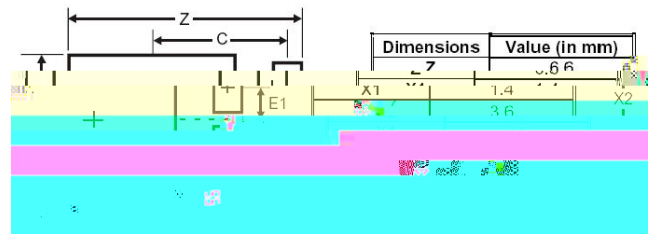
/ Applications

For use in low voltage,high frequency inverters, free wheeling, and polarity protection applications.

/ Equivalent Circuit



/ Pinning



PIN1 Anode PIN 2 Cathode PIN 3 Anode

Suggested Pad layout

/ h_{FE} Classifications & Marking

See Marking Instructions.

/ Absolute Maximum Ratings(Ta=25)

Parameter	Symbol	Rating	Unit
Peak Repetitive Reverse Voltage Working Peak Reverse Voltage Peak Reverse Voltage	V_{RRM} V_{RWM} V_{RM}	100	V
RMS Reverse voltage	$V_{R(RMS)}$	78	V
Average Rectified Output Current	I_O	10	A
Non-Repetitive Peak Forward Surge Current	I_{FSM}	150	A
Repetitive peak avalanche power	P_{ARM}	20000	W
Junction Temperature Range	T_{jMAX}	150	
Storage Temperature Range	T_{stg}	-55 150	
Typical Thermal Resistance	R_{JA} Note 1	76	/W

/ Electrical Characteristics(Ta=25)

Parameter	Symbol	Test Conditions	Min	Typ	Max	Unit
Reverse Voltage	V_R	$I_R=0.3mA$	100			V
Forward voltage	V_F	$I_F=2A$ $T_J=25$		0.43		V
		$I_F=2A$ $T_J=125$		0.33		V
		$I_F=10A$ $T_J=25$		0.62	0.72	V
		$I_F=10A$ $T_J=125$		0.57	0.65	V
Instantaneous Reverse Current	I_R Note 2	$V_R=100V$ $T_J=25$		15	100	uA
		$V_R=100V$ $T_J=125$		10	25	mA

/Notes

1. FR-4 PCB 2

/FR-4 PCB, 2oz. Copper, minimum recommended pad


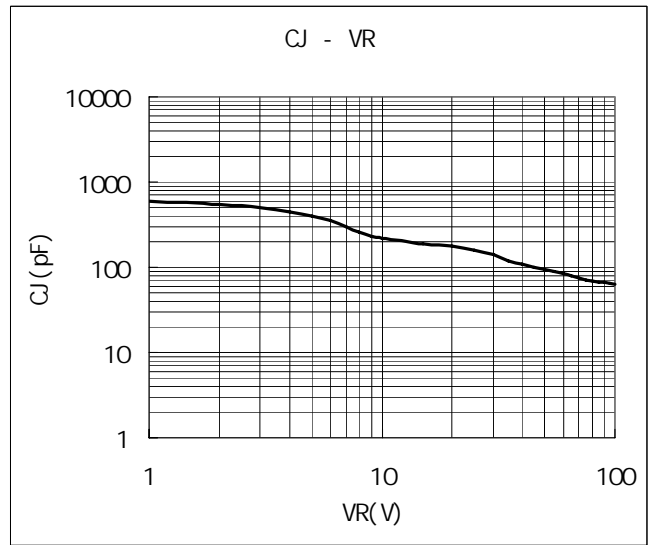
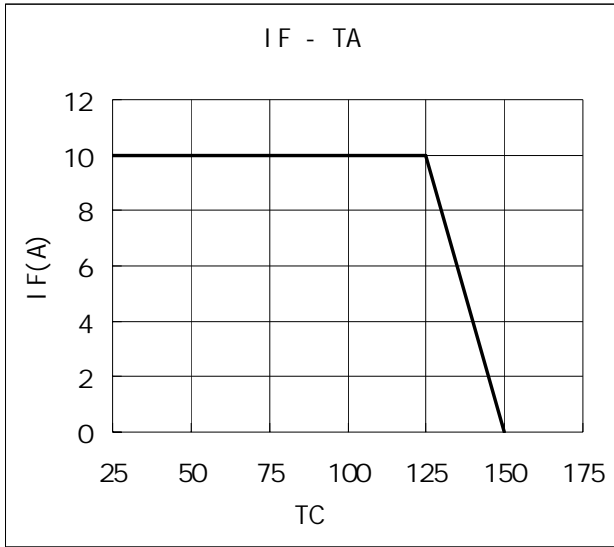
layout per.

2.


/Short duration pulse test used to minimize self-heating

effect.

/ Electrical Characteristic Curve



/ Package Dimensions



/ Marking Instructions



10100

Note:

10100

Product Type.

****:

Lot No. Code, code change with Lot No.

