

LV3045FCT

Rev.F Mar.-2016


TO-220F

Schottky Barrier Diode in a TO-220F Plastic Package.

Low forward voltage drop, low power losses, High efficiency operation.

OR-ing DC-DC

For use in high frequency inverters, switching power supplies, freewheeling diodes, OR-ing diode, dc-to-dc converters and reverse battery protection.




PIN1 Anode PIN 2 Cathode PIN 3 Anode

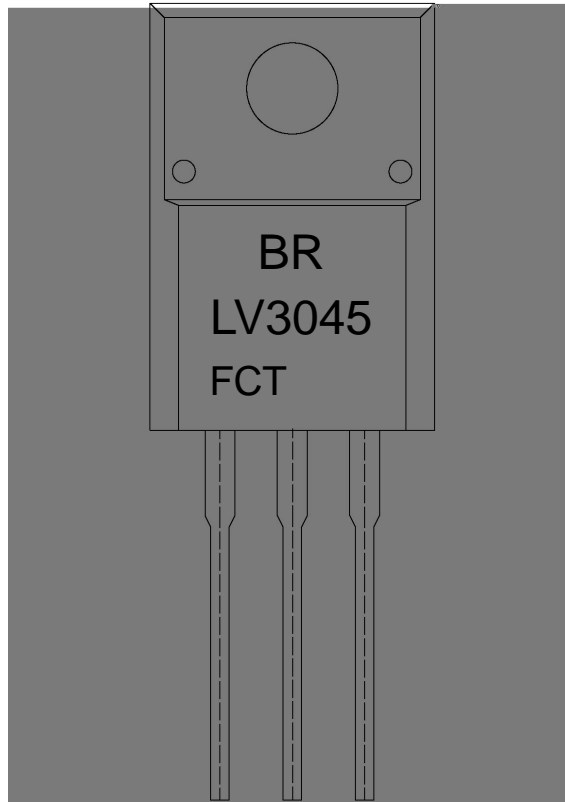
/ h_{FE} Classifications & Marking

/ Electrical Characteristic Curve

/ Package Dimensions



/ Marking Instructions



BR

LV3045

F:

CT:

Note:

BR: Company Code

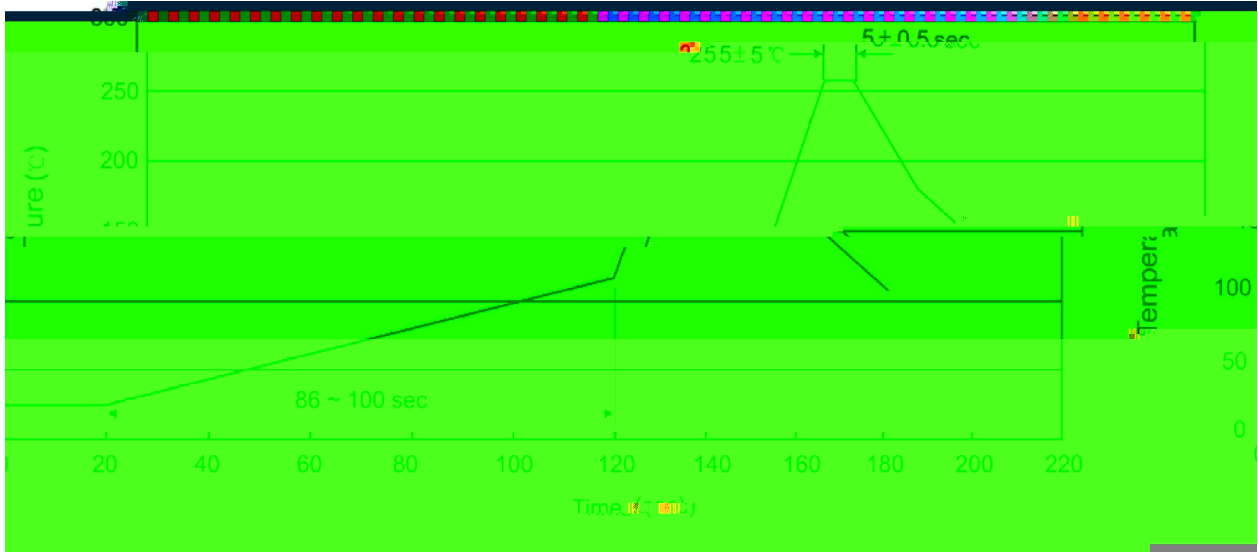
LV3045: Product Type.

F: Package Code

CT: Internal Structure

****: Lot No. Code, code change with Lot No.

() / Temperature Profile for Dip Soldering(Pb-Free)



Note:

- | | | | | | |
|---|-------|-----|-------|--------|---|
| 1 | 25 | 150 | 60 | 90sec; | 1.Preheating:25~150 , Time:60~90sec. |
| 2 | 255±5 | | 5±0.5 | sec; | 2.Peak Temp.:255±5 , Duration:5±0.5sec. |
| 3 | | 2 | 10 | /sec. | 3. Cooling Speed: 2~10 /sec. |

/ Resistance to Soldering Heat Test Conditions

270±5 10±1 sec. Temp.:270±5 Time:10±1 sec

/ Packaging SPEC.

/ BULK

Package Type	Units	Dimension	(unit mm ³)
--------------	-------	-----------	-------------------------