

# LV40100FCT

Rev.E Mar.-2016

## / Descriptions

TO-220F

Schottky Barrier Diode in a TO-220F Plastic Package.

## / Features

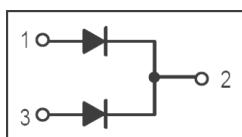
Low forward voltage drop, low power losses, High efficiency operation.

## / Applications


OR-ing      DC-DC

For use in high frequency inverters, switching power supplies, freewheeling diodes, OR-ing diode, dc-to-dc converters and reverse battery protection.

## / Equivalent Circuit



## / Pinning



PIN1 Anode      PIN 2 Cathode      PIN 3 Anode

## / h<sub>FE</sub> Classifications & Marking

See Marking Instructions.

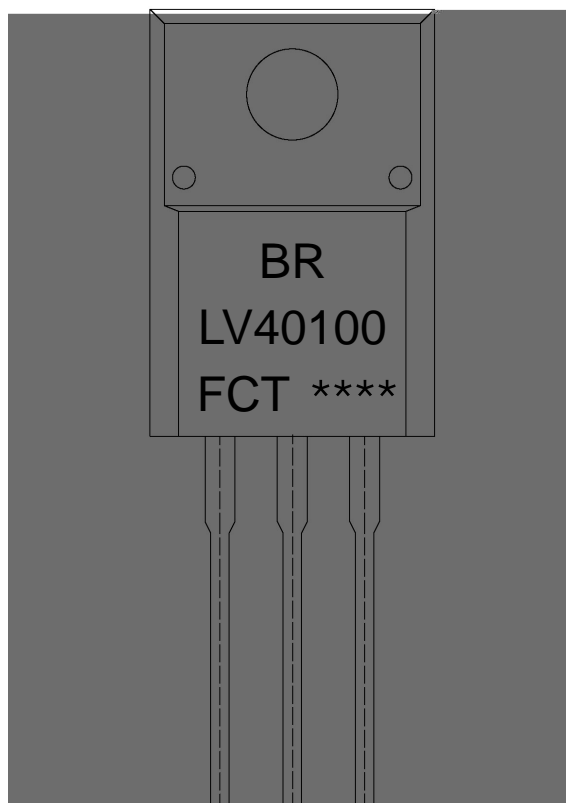


**LV40100FCT**

/ Package Dimensions



/ Marking Instructions



BR

LV40100

F:

CT:

\*\*\*\*

Note:

BR: Company Code


LV40100: Product Type Code.

F Package Code

CT: Internal Structure

\*\*\*\*: Lot No. Code, code change with Lot No.

( ) / Temperature Profile for Dip Soldering(Pb-Free)



Note:

- |   |       |     |           |        |   |
|---|-------|-----|-----------|--------|---|
| 1 | 25    | 150 | 60        | 90sec; | 1.Preheating:25~150 , Time:60~90sec.    |
| 2 | 255±5 |     | 5±0.5sec; |        | 2.Peak Temp.:255±5 , Duration:5±0.5sec. |
| 3 |       | 2   | 10        | /sec.  | 3. Cooling Speed: 2~10 /sec.            |

/ Resistance to Soldering Heat Test Conditions

270±5                      10±1 sec.                      Temp.:270±5                      Time:10±1 sec

/ Packaging SPEC.

/ BULK

Package Type	Units					Dimension (unit mm <sup>3</sup> )		
	Units/Bag /	Bags/Inner Box /	Units/Inner Box /	Inner Boxes/Outer Box /	Units/Outer Box /	Bag	Inner Box	Outer Box
TO-220/F	200	10	2,000	5	10,000	135×190	237×172×102	560×245×195

/ TUBE

Package Type	Units					Dimension (unit mm <sup>3</sup> )		
	Units/Tube /	Tubes/Inner Box /	Units/Inner Box /	Inner Boxes/Outer Box /	Units/Outer Box /	Tube	Inner Box	Outer Box
TO-220/F								