

MBR10200CT

Rev. H Oct.-2018

/ Descriptions

KF \$))'

Schottky Barrier Diode in a TO-220 Plastic Package.

/ Features

Low power loss, high efficiency.

/ Applications

For use in low voltage, high frequency inverters, free wheeling, and polarity protection applications.



PIN1 Anode PIN 2 Cathode PIN 3 Anode

/ h_{FE} Classifications & Marking

See Marking Instructions.

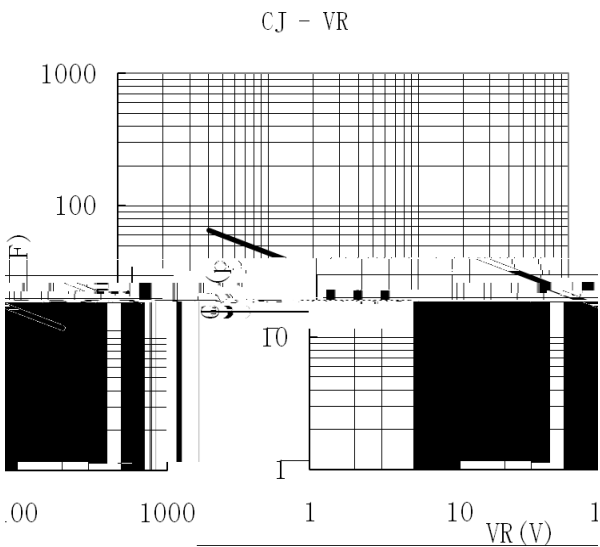

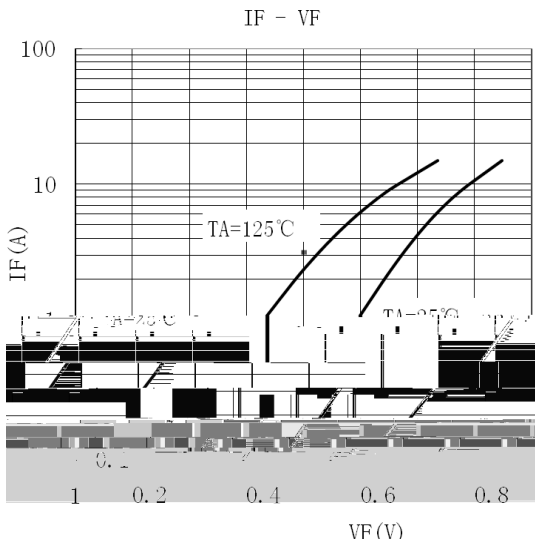
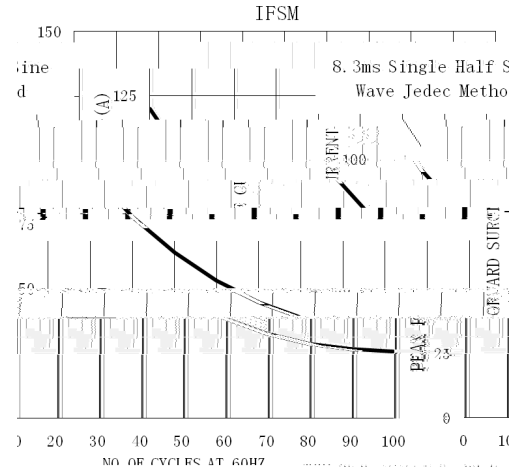
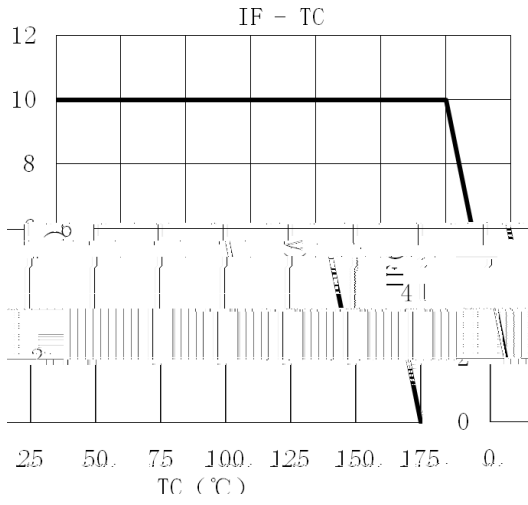
/ Absolute Maximum Ratings(Ta=25)

Parameter	Symbol	Rating	Unit
Peak Repetitive Reverse Voltage	V_{RRM}	200	V
Peak Repetitive Forward Current	$I_{F(AV)}$	10	A
Average Rectified Forward Current	I_{FRM}	10	A
Non-Repetitive Peak Forward Surge Current	I_{FSM}	150	A
Repetitive Peak Reverse Surge Current	I_{RRM}	0.5	A
Thermal Resistance Junction to Case	R_{JC}	2.5	/W
Junction and Storage Temperature Range	T_j, T_{stg}	-55 150	

/ Electrical Characteristics(Ta=25)

Parameter	Symbol	Test Conditions	Min	Typ	Max	Unit
Reverse Current Voltage	V_R		200			V
Forward Voltage	V_F	$I_F=5A$			0.99	V
		$I_F=5A(T_c=125)$			0.87	V
Instantaneous Reverse Current	I_R	$V_R=200V$			0.15	mA
		$V_R=200V(T_c=125)$			150	mA
Voltage Rate of Change	dv/dt				10000	V/ s

/ Electrical Characteristic Curve



/ Package Dimensions



MBR10200CT

Rev. H Oct.-2018

DATA SHEET