

# MMBTA56

Rev.F Apr.-2017

## / Descriptions

JF K-) \*      GE G      Silicon PNP transistor in a SOT-23 Plastic Package.

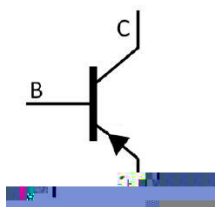
## / Features

D D 9K806  
Complements the MMBTA06.

## / Applications

General purpose amplifier.

## / Equivalent Circuit



## / Pinning



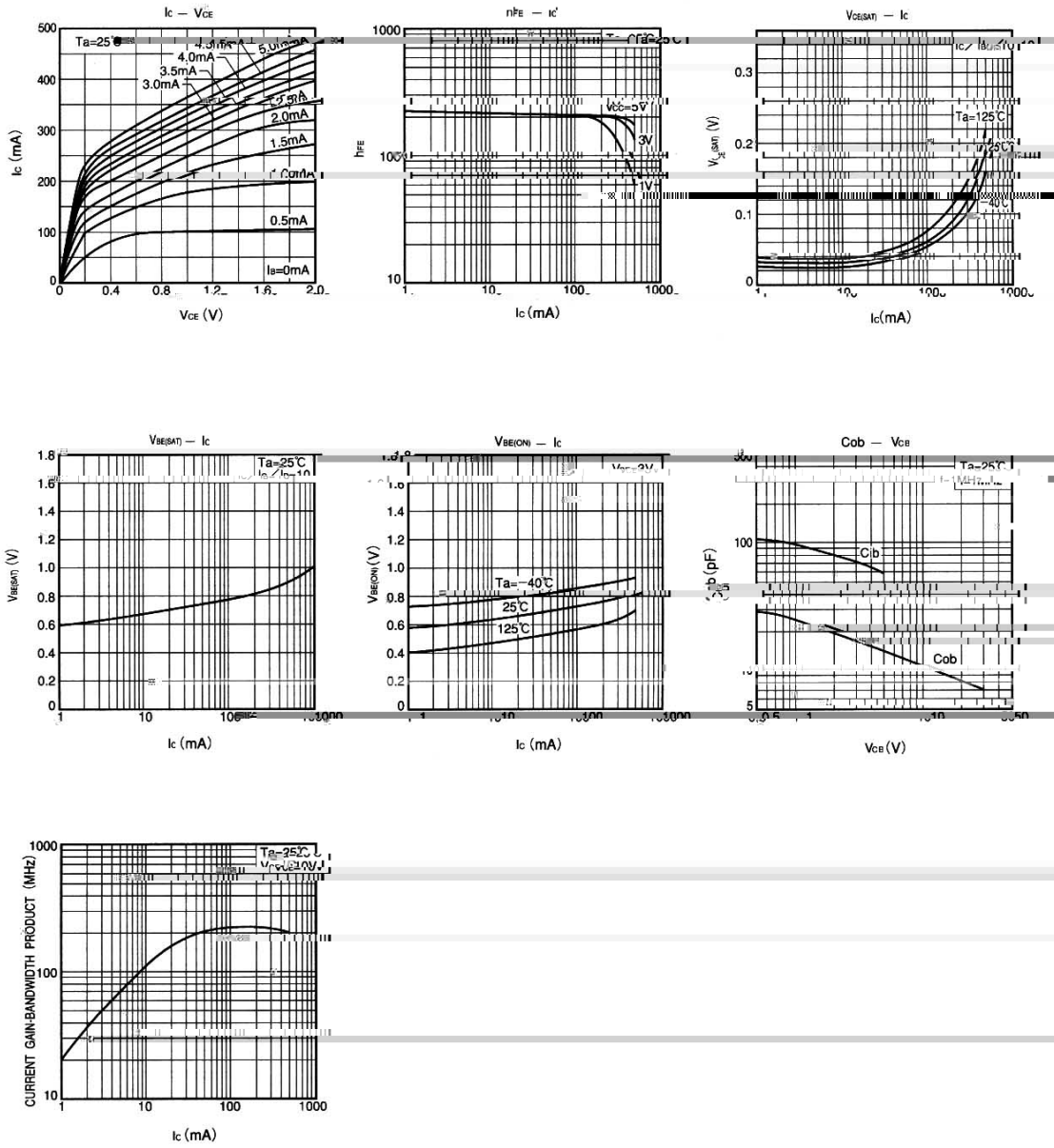
PIN1 Base      PIN 2 Emitter      PIN 3 Collector

## / Marking

$h_{FE}$ Range	>100
Marking	HR2G

Parameter	Symbol	Rating	Unit
Collector to Base Voltage	$V_{CBO}$	-80	V
Collector to Emitter Voltage	$V_{CEO}$	-80	V
Emitter to Base Voltage	V		


/ Electrical Characteristic Curve



/ Package Dimensions

SOT-23

单位: mm



/ Marking Instructions



H

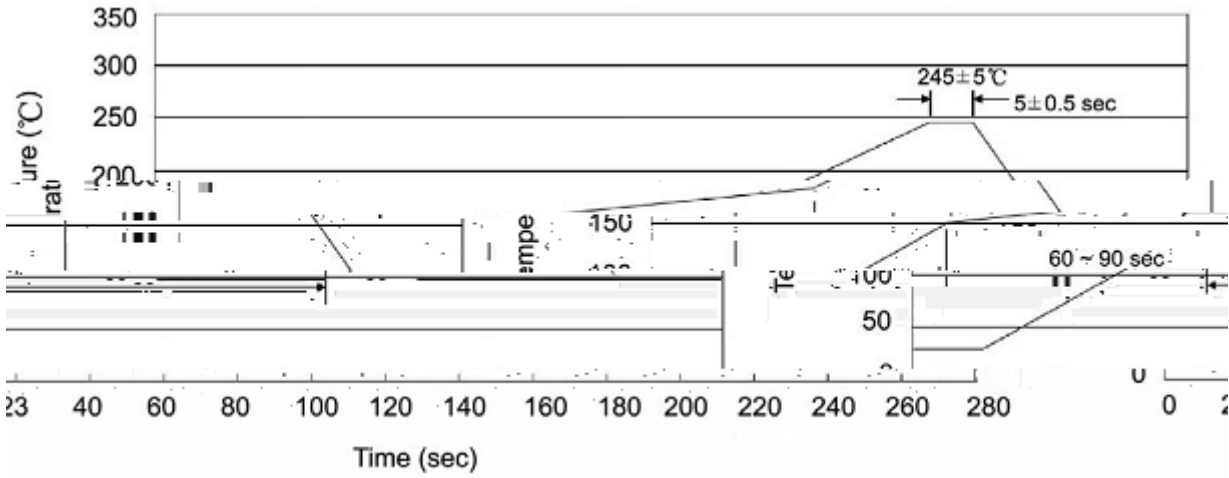
R2G

Note:

H: Company Code.

R2G: Product Type Code

( ) / K\d g\iXk i\`Gif]`d`]fi`@`I`]\fn`Jfd` \i`e`^ZGS`i`\\z



Note:

- |   |       |     |    |           |   |
|---|-------|-----|----|-----------|---|
| 1 | 25    | 150 | 60 | 90sec;    | 1.Preheating:25~150 , Time:60~90sec.    |
| 2 | 245±5 |     |    | 5±0.5sec; | 2.Peak Temp.:245±5 , Duration:5±0.5sec. |
| 3 |       |     | 2  | 10 /sec.  | 3. Cooling Speed: 2~10 /sec.            |

@