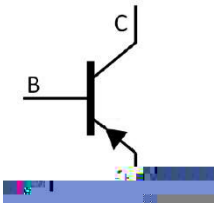


9 5 : .> // x 6 4 6 ! - } â 'ož Silicon PNP transistor in a SOT-89 Plastic Package.

ó 9 äož  
High voltage.

ä 9 O ò èož  
High voltage control circuit.

### Ä W ] Ô . / Equivalent Circuit



PIN1 y Base      PIN 2


Table 1 / Absolute Maximum Ratings(Ta=25 °C ; )

Parameter	Symbol	Rating	Unit
Collector to Base Voltage	V <sub>CBO</sub>	-400	V
Collector to Emitter Voltage	V <sub>CEO</sub>	-400	V
Emitter to Base Voltage	V <sub>EBO</sub>	-5.0	V
Collector Current - Continuous	I <sub>C</sub>	-300	mA
Collector Power Dissipation	P <sub>C</sub>	500	mW
Junction Temperature	T <sub>j</sub>	150	
Storage Temperature Range	T <sub>stg</sub>	-55 ~ 150	

Table 2 / Electrical Characteristics(Ta=25 °C ; )

Parameter	Symbol	Test Conditions	Min	Typ	Max	Unit
Collector to Base Breakdown Voltage	V <sub>CBO</sub>	I <sub>C</sub> =-100 mA I <sub>E</sub> =0	-400			V
Collector to Emitter Breakdown Voltage	V <sub>CEO</sub>	I <sub>C</sub> =-1.0mA I <sub>B</sub> =0	-400			V
Emitter to Base Breakdown Voltage	V <sub>EBO</sub>	I <sub>E</sub> =-100 mA I <sub>C</sub> =0	-5.0			V
Collector Cut-Off Current	I <sub>CBO</sub>	V <sub>CB</sub> =-300V I <sub>E</sub> =0			-0.1	μA
Emitter Cut-Off Current	I <sub>CES</sub>	V <sub>CE</sub> =-400V V <sub>BE</sub> =0			-1	μA
Emitter Base Cut-Off Current	I <sub>EBO</sub>	V <sub>EB</sub> =-4.0V I <sub>C</sub> =0			-0.1	μA
DC Current Gain	h <sub>FE(1)</sub>	V <sub>CE</sub> =-10V I <sub>C</sub> =-10mA	80		300	
	h <sub>FE(2)</sub>	V <sub>CE</sub> =-10V I <sub>C</sub> =-1.0mA	70			
	h <sub>FE(3)</sub>	V <sub>CE</sub> =-10V I <sub>C</sub> =-100mA	40			
Collector to Emitter Saturation Voltage	V <sub>CE(sat) (1)</sub>	I <sub>C</sub> =-10mA I <sub>B</sub> =-1.0mA			-0.2	V
	V <sub>CE(sat) (2)</sub>	I <sub>C</sub> =-50mA I <sub>B</sub> =-5.0mA			-0.3	V
Emitter to Base Saturation Voltage	V <sub>BE(sat)</sub>	I <sub>C</sub> =-10mA I <sub>B</sub> =-1.0mA			-0.75	V
Transition Frequency	f <sub>T</sub>	V <sub>CE</sub> =-5.0V I <sub>C</sub> =-10mA f=30MHz	50			MHz

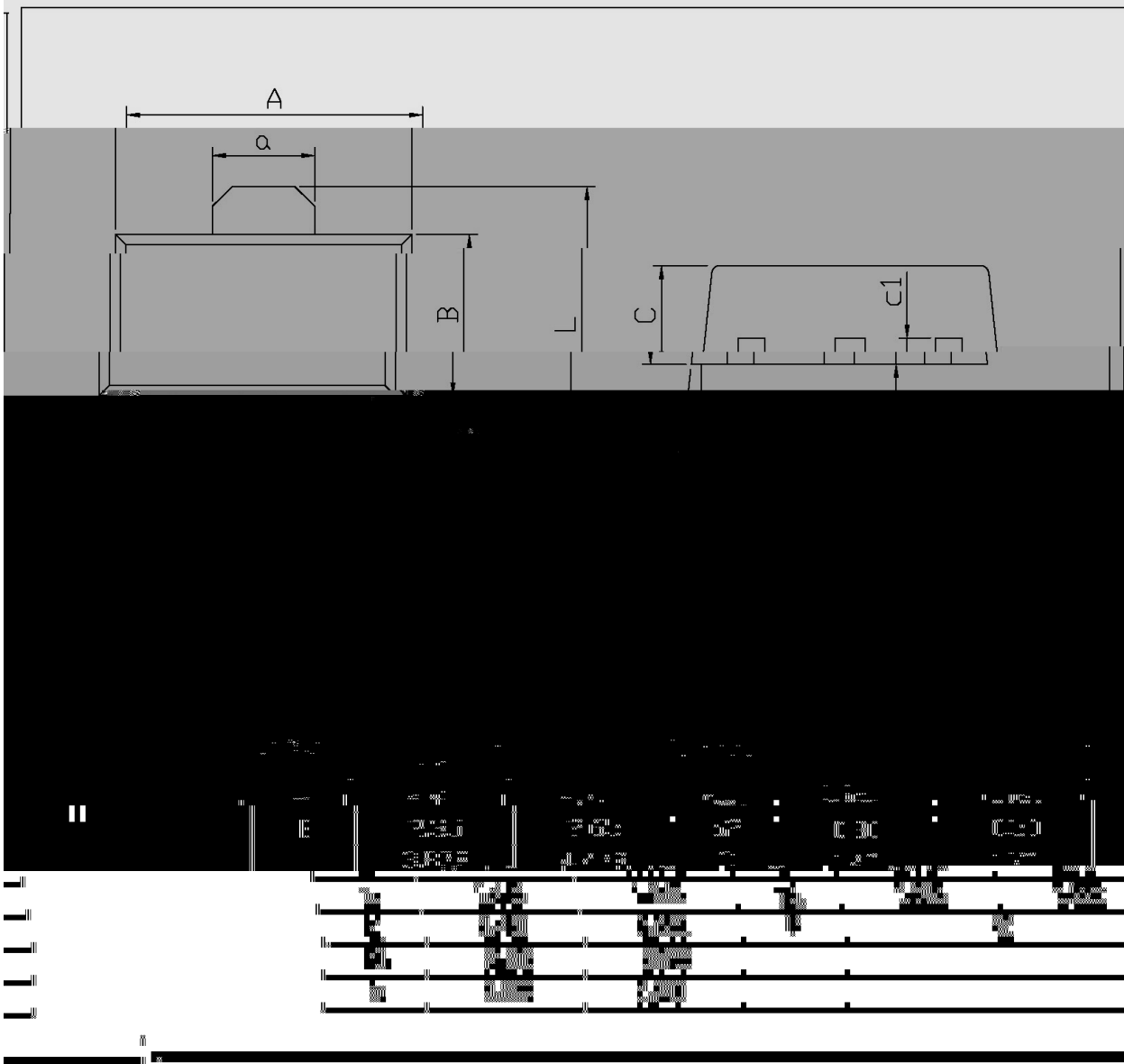
Electrical Characteristic Curve



Ø □ = ) φ / Package Dimensions


SOT-89

单位: mm



**MMBTA94T**  
Rev.F Apr.-2019

šWD t...•Žϕ (x/ ) / :KSVKXGZ[XK 6XULORK LUX /8 8KLRU] 9URJKXOTM 6



<sup>a</sup> ϕ y

- 1o• Ä ½ " † 150 ½180 - k ž • 60 ½90sec;
- 2o• Q › " † 245 r5 - k ž • 4 Ö 5 r0.5sec;
- 3o•D N ò i Ö 0 , † 2 ½10 - /sec.

Note:

- 1.Preheating:150~180 - , Time:60~90sec.
- 2.Peak Temp.:245 r5 - , Duration:5 r0.5sec.
3. Cooling Speed: 2~10 - /sec.

ÂD /Cã p ~ » ] ET4.66 18 re f 9.TD -/