

MPSA92G

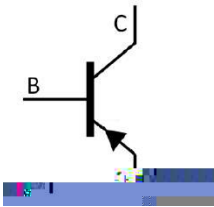
KF \$0)

GE G

#

#

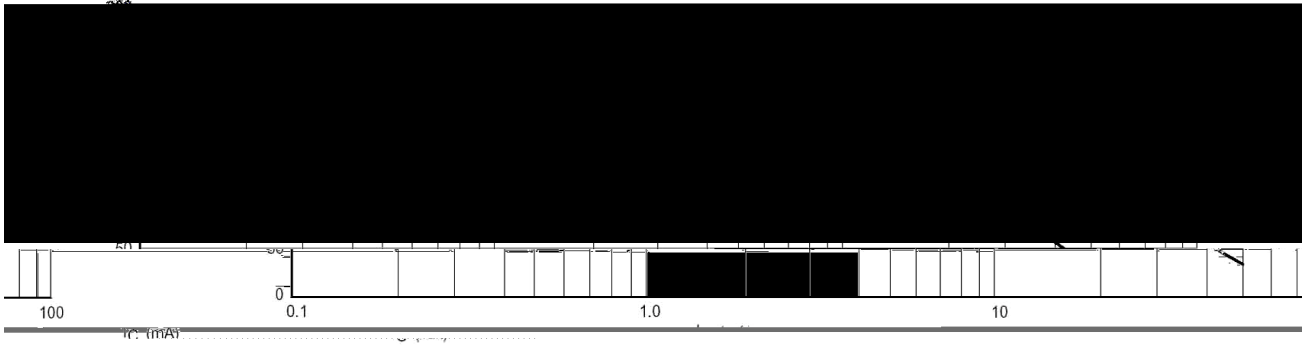
D GJ8+) >



--	--	--	--	--	--	--	--

/ Electrical Characteristic Curve



$h_{FE} - I_C$



$C_{ob} - V_{CB}$

$C_{ib} - V_{CB}$

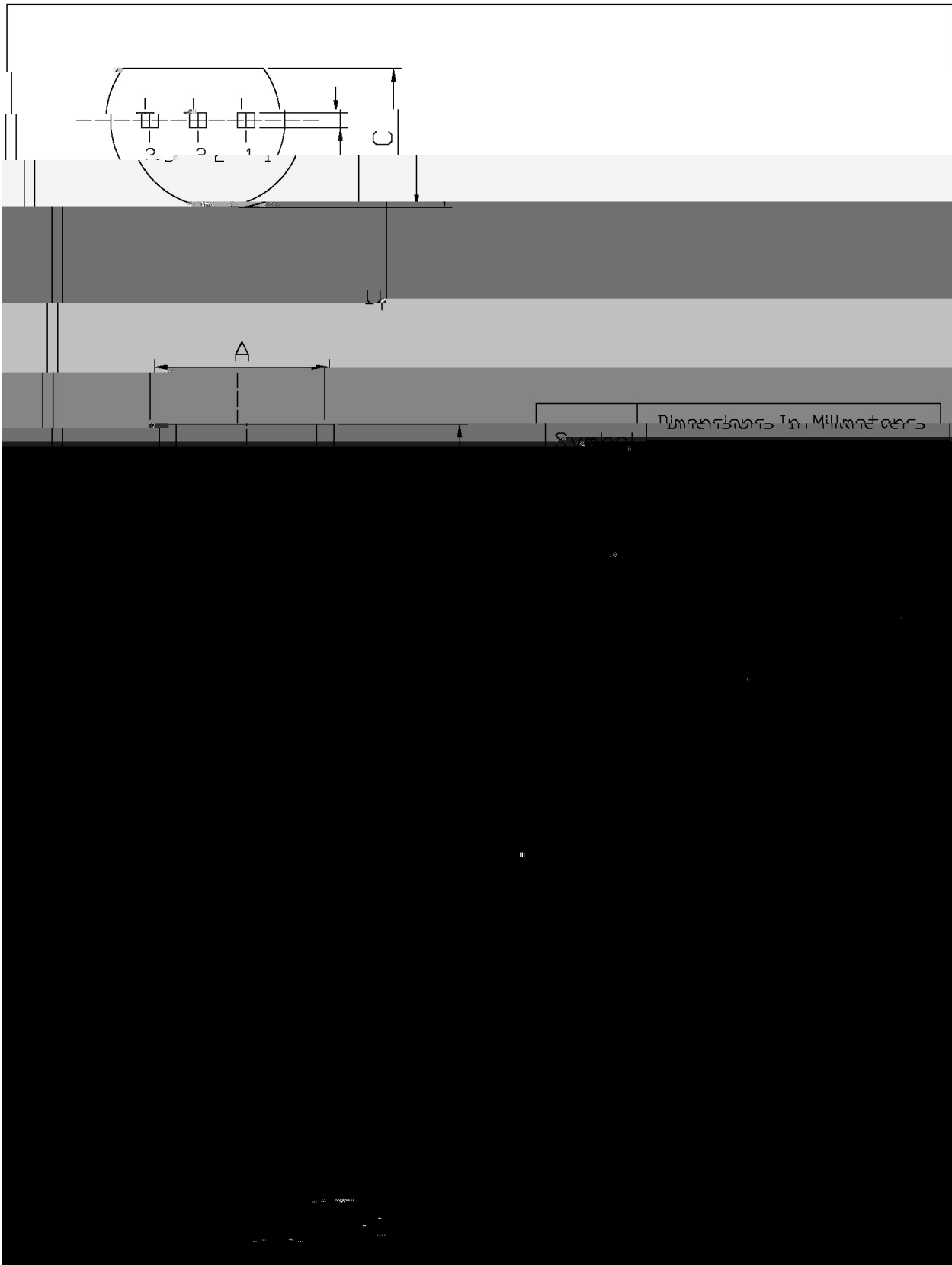
$f_T - I_C$



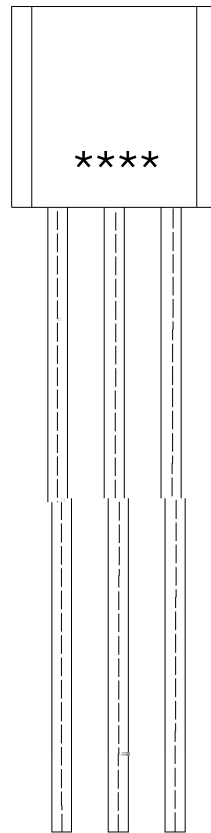
/ Package Dimensions

TO-92

Unit: mm



/ Marking Instructions



91 1
80)
>1
!!!!

() / Temperature Profile for Dip Soldering(Pb-Free)



... ..

/ Resistance to Soldering Heat Test Conditions

... ..

/ Packaging SPEC.

	Units/Bag	Bags/Inner Box	Units/Inner Box	Inner Boxes/Outer Box	Units/Outer Box	Bag	Inner Box	Outer Box
	/	/	/	/	/			
TO-92	1,000	10	10,000	5	50,000	135×190	237×172×102	560×245×195
	1,000	10	Bag6	re10	T8(600023	T8(600023	1410,590)5()3384237×172×79(102)5(

9173560×245