

**MUR1660CT**  
Rev.G Oct.-2018

TO-220

**/ Absolute Maximum Ratings(Ta=25 )**

Parameter	Symbol	Rating	Unit
Peak Repetitive Reverse Voltage	$V_{RRM}$	600	V
RMS Voltage	$V_{RMS}$	420	V
DC Blocking Voltage	$V_{DC}$	600	V
Average Forward Current	$I_F$	2x8	A
Non Repetitive Peak Surge Current	$I_{FSM}$	125	A
Thermal Resistance Junction to Case	$R_{Jc}$	2.5	/W
Operating and Storage Temperature Range	$T_j T_{stg}$	-55 175	

**/ Electrical Characteristics(Ta=25 )**

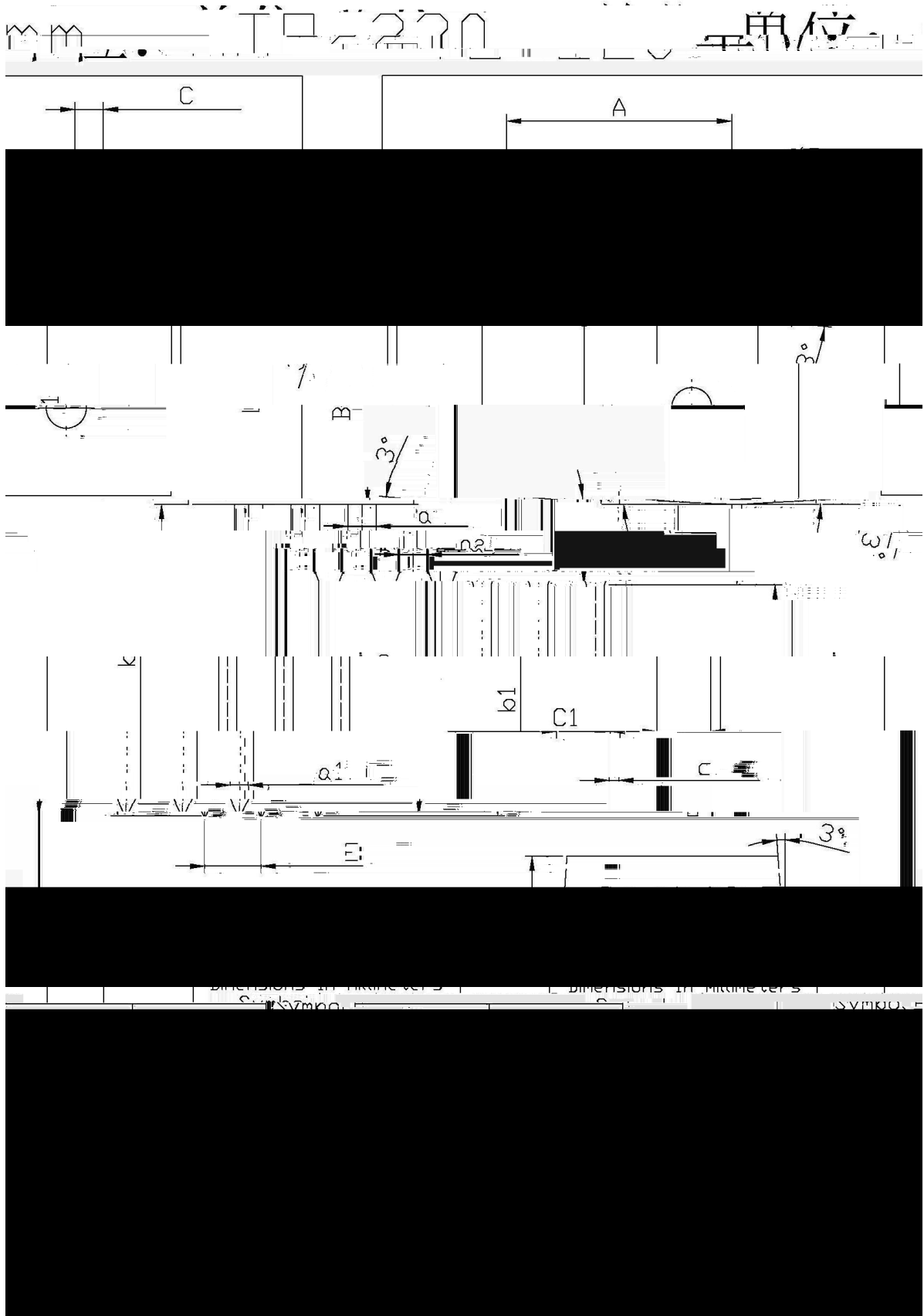
Parameter	Symbol	Test Conditions	Min	Typ	Max	Unit
Forward Voltage	$V_F$	$I_F=8A(T_C=25 )$			1.8	V
		$I_F=8A(T_C=150 )$		1.05	1.3	V
		$I_F=16A(T_C=125 )$			2.0	V
		$I_F=16A(T_C=150 )$		1.28	1.6	V
Instantaneous Reverse Current	$I_R$	$V_R=600V(T_a=25 )$			5	$\mu A$
		$V_R=600V(T_a=150 )$		16	100	$\mu A$
Reverse Recovery Time	$t_{rr}$	$I_F=0.5A$ $I_R=1.0A$ $I_{RR}=0.25A$			50	ns

**/Notes**

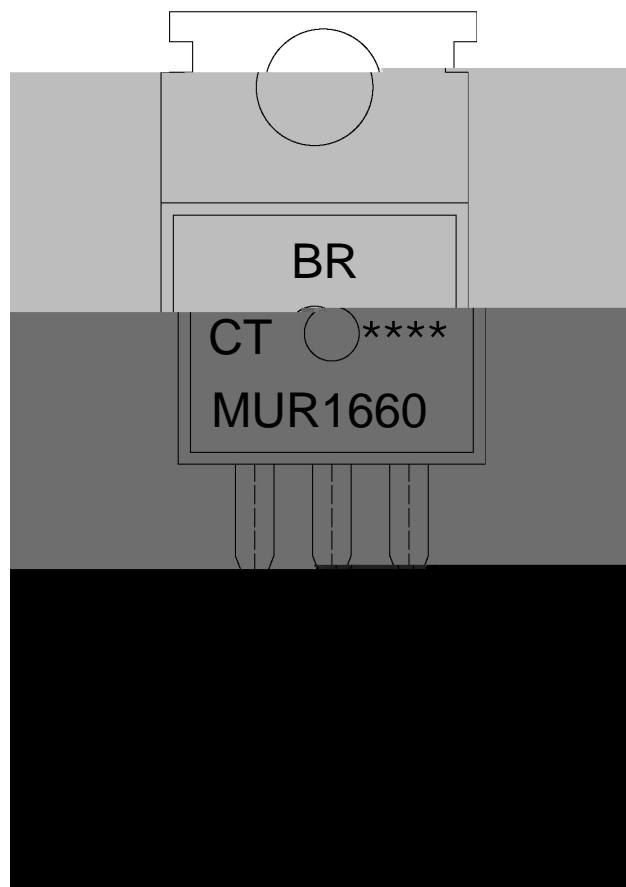
1. /Short duration pulse test used to minimize self-heating effect.
2. / Unless otherwise noted, values for the parameters of a single chip

**MUR1660CT**

/ Package Dimensions



/ Marking Instructions



BR

MUR1660

CT:

\*\*\*\*

Note:

BR: Company Code

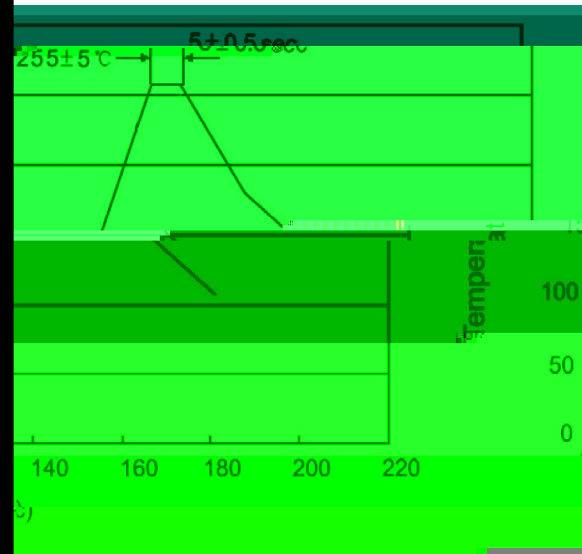
MUR1660 Product Type.

CT: Internal Structure

\*\*\*\*: Lot No. Code, code change with Lot No.



### Tip Soldering(Pb-Free)



Note:

1. Preheating:  $25 \sim 150^\circ\text{C}$  , Time:  $60 \sim 90\text{sec}$ .
2. Peak Temp.:  $255 \pm 5^\circ\text{C}$  , Duration:  $5 \pm 0.5\text{sec}$ .
3. Cooling Speed:  $2 \sim 10^\circ\text{C}/\text{sec}$ .

### Test Conditions