

**/ Descriptions**

SOT-23          NPN                          Silicon NPN transistor in a SOT-23 Plastic Package.

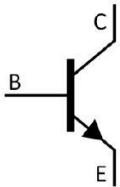
**/ Features**

Low current, low voltage.

**/ Applications**

High-speed switching.

**/ Equivalent Circuit**



**/ Pinning**



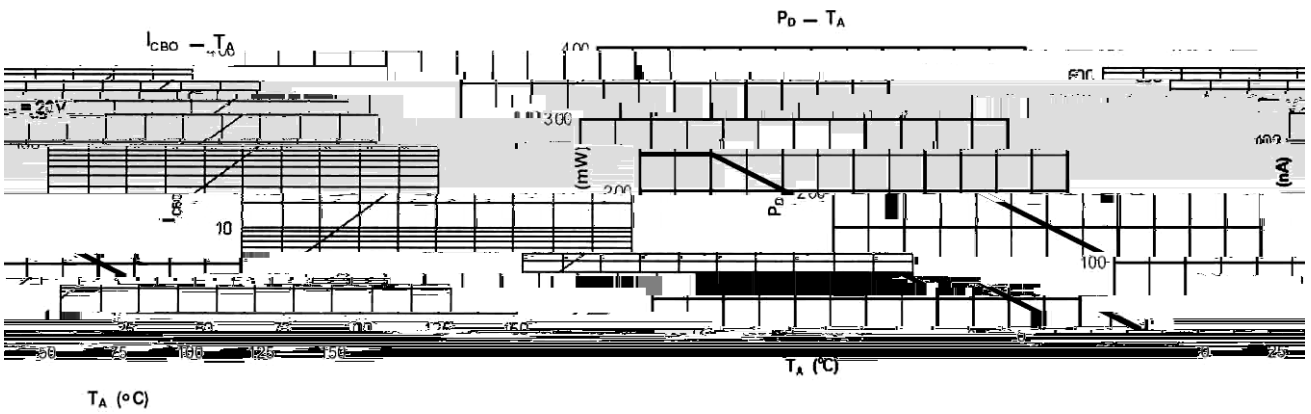

PIN 1   Base          PIN 2   Emitter          PIN 3   Collector

**/ h<sub>FE</sub> Classifications & Marking**

h <sub>FE</sub> Range	40~200
Marking	H369

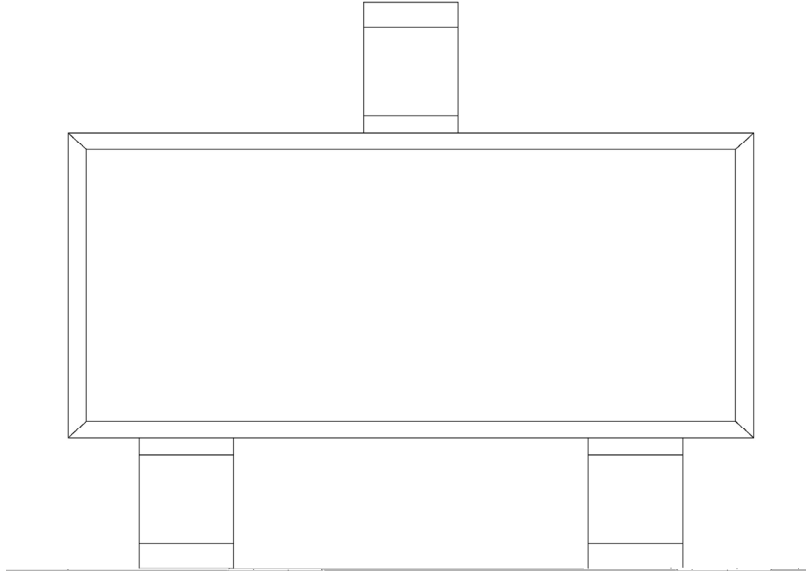
Parameter	Symbol	Rating	Unit
Collector to Base Voltage	$V_{CBO}$	40	V
Collector to Emitter Voltage	$V_{CEO}$	15	V
Emitter to Base Voltage	$V_{EBO}$		

/ Electrical Characteristic Curve

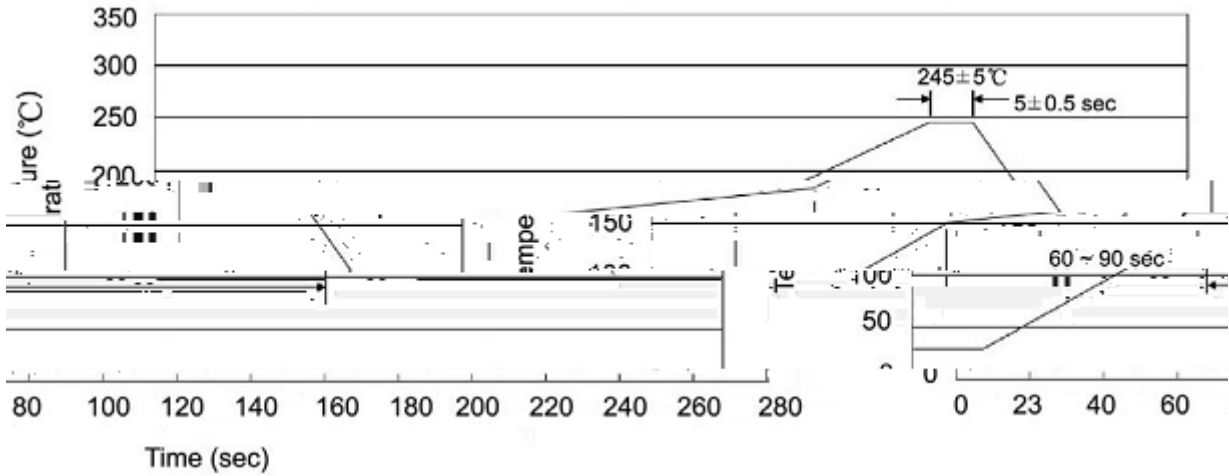




**/ Marking Instructions**



( ) / Temperature Profile for IR Reflow Soldering(Pb-Free)



Note:

- |   |       |     |           |        |   |
|---|-------|-----|-----------|--------|---|
| 1 | 25    | 150 | 60        | 90sec; | 1.Preheating:25~150 , Time:60~90sec.    |
| 2 | 245±5 |     | 5±0.5sec; |        | 2.Peak Temp.:245±5 , Duration:5±0.5sec. |
| 3 |       | 2   | 10        | /sec.  | 3. Cooling Speed: 2~10 /sec.            |

/ Resistance to Soldering Heat Test Conditions

260±5                      10±1 sec.                      Temp.:260±5                      Time:10±1 sec

/ Packaging SPEC.

/ REEL

Package Type	Units					Dimension (unit mm <sup>3</sup> )		
	Units/Reel	Reels/Inner Box	Units/Inner Box	Inner Boxes/Outer Box	Units/Outer Box	Reel	Inner Box	Outer Box
SOT-23	3,000	10	30,000	6	180,000	7 ×8	180×120×180	390×385×205

/ Notices