

/ Descriptions

SOD-523
Schottky Diode in a SOD-523 Plastic Package.

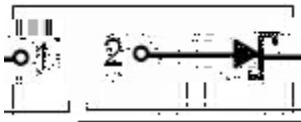
/ Features

Low forward voltage drop, HF Product.

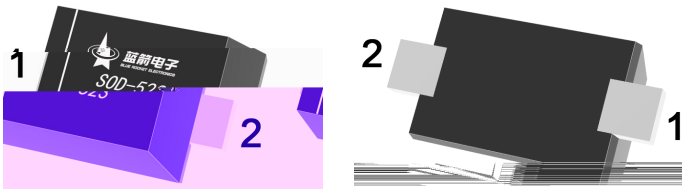
/ Applications

General purpose.

/ Equivalent Circuit



/ Pinning



PIN1: Cathode PIN2: Anode

/ Marking

Type number	Marking code
RB520S-30	B

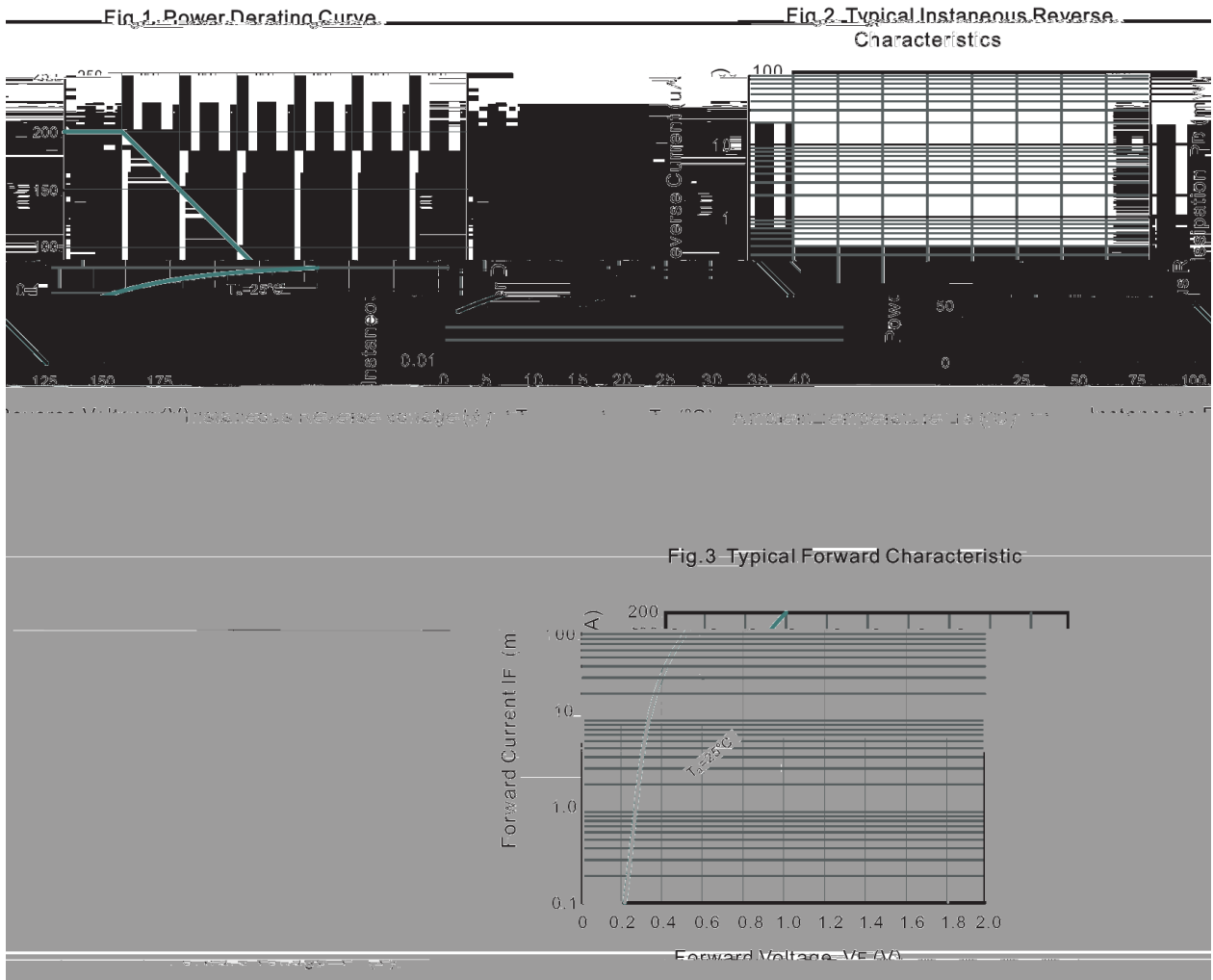
/ Absolute Maximum Ratings(Ta=25)

Parameter	Symbol	Rating	Unit
Reverse Voltage	V _R	30	V
Forward Continuous Current	I _F	200	mA
Non-Repetitive Peak Forward Surge Current @t = 8.3ms	I _{FSM}	1	A
Power dissipation	P _D	200	mW
Junction Temperature	T _J	125	
Storage Temperature	T _{stg}	-55 to +125	

/ Electrical Characteristics(Ta=25)

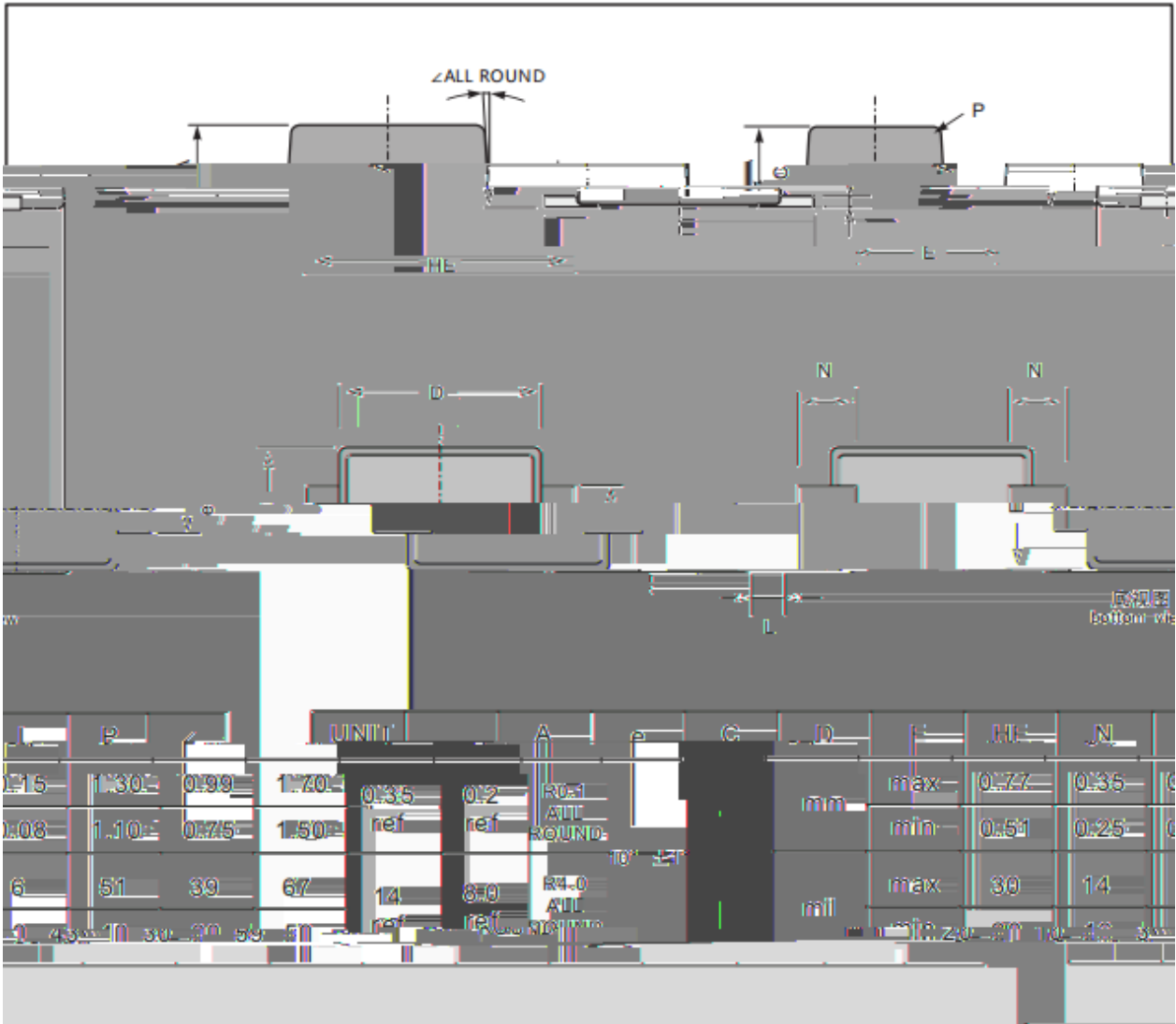
Parameter	Symbol	Test Conditions	Rating			Unit
Reverse Breakdown Voltage	V _{BR}	I _R =500 A	30			V
Forward Voltage	V _F	I _F =200mA			0.60	V
Peak Reverse Current	I _R	V _R =10V			1.0	μA

/ Electrical Characteristic Curve

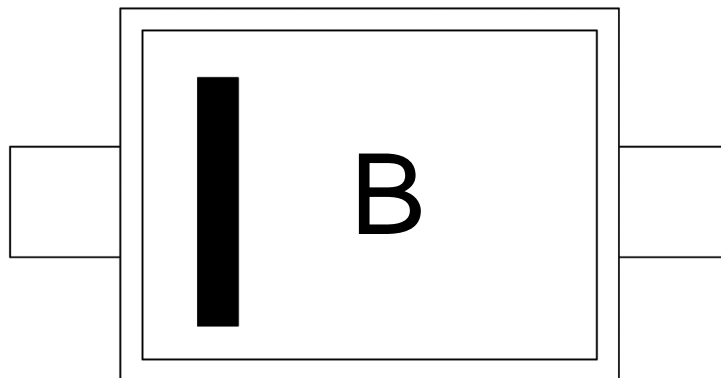


/ Package Dimensions

SOD-523



/ Marking Instructions



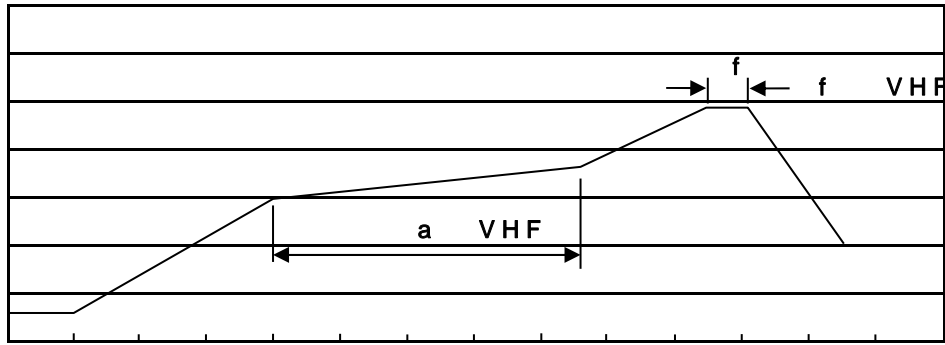
B

Note:

B : Product Type

() / Resistance to Soldering Heat Test Conditions

7HP SHUDW XUH



7LPH VHF

Note:

- | | | | |
|---|---------|-----------|---|
| 1 | 150 180 | 60 90sec; | 1.Preheating:150~180 , Time:60~90sec. |
| 2 | 245±5 | 5±0.5sec; | 2.Peak Temp.:245±5 , Duration:5±0.5sec. |
| 3 | 2 10 | /sec. | 3. Cooling Speed: 2~10 /sec. |

/ Resistance to Soldering Heat Test Conditions

260±5 10±1 sec. Temp.:260±5 Time:10±1 sec

/ Packaging SPEC.

/ REEL

Package Type 7~E	Units ;>û !H					Dimension ;>û p . (unit /mm³)		
	Units/Reel /--	Reels/Inner Box -- /-	Units/Inner Box /-	Inner Boxes/Outer Box - /!ç	Units/Outer Box /!ç	Reel	Inner Box	Outer Boxç
SOD-523	3,000	10	30,000	6	180,000	7 x8	180x120x180	390x385x205

/ Notices