



木					
---	--	--	--	--	--

### **/ Descriptions**

Surface Mount Fast Recovery Rectifiers, Reverse Voltage 50 to1000V,Forward Current:2.0A ,SMA package.

### **/ Features**

Glass Passivated Chip Junction, Lead free in comply with EU RoHS 2011/65/EU directives, For surface mounted applications. HF product.

### **/ Applications**

General purpose.

### **/ EquivaleF**



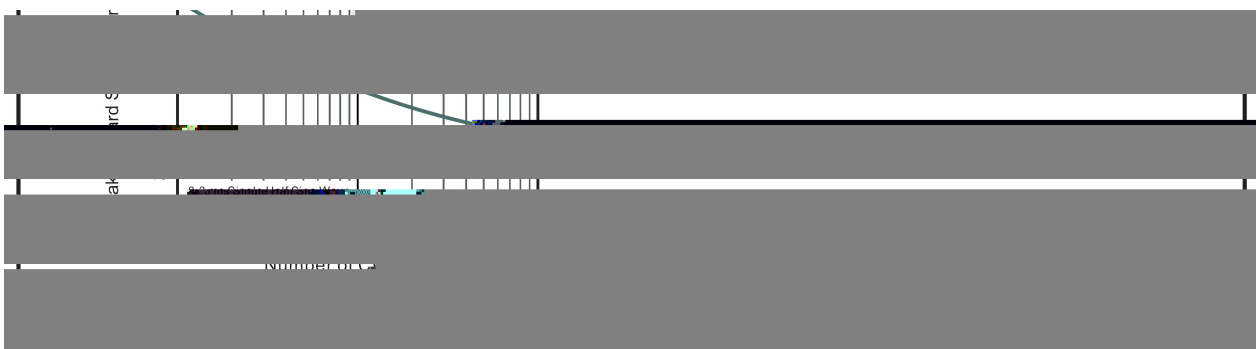
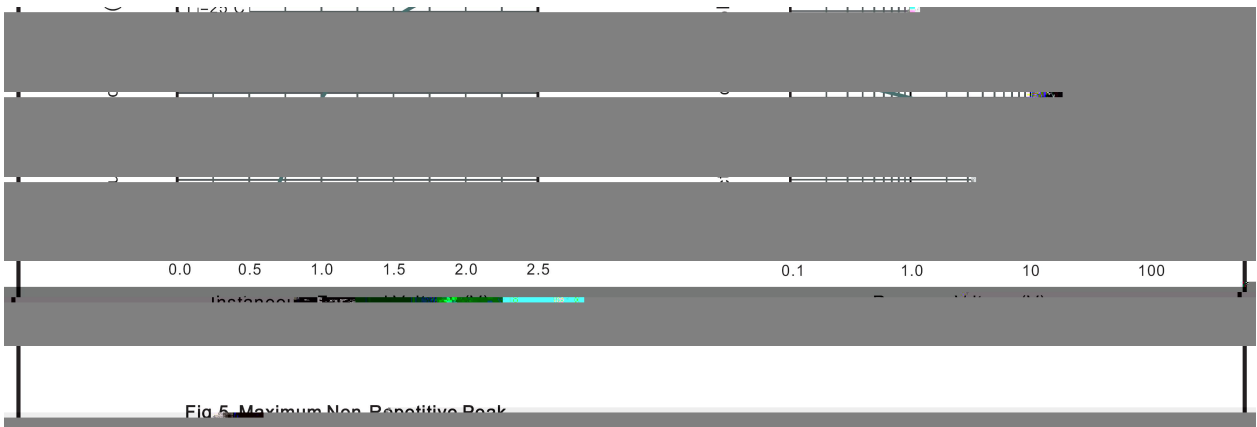

### **/ Marking**

See Marking Instructions.






/ Electrical Characteristic Curve





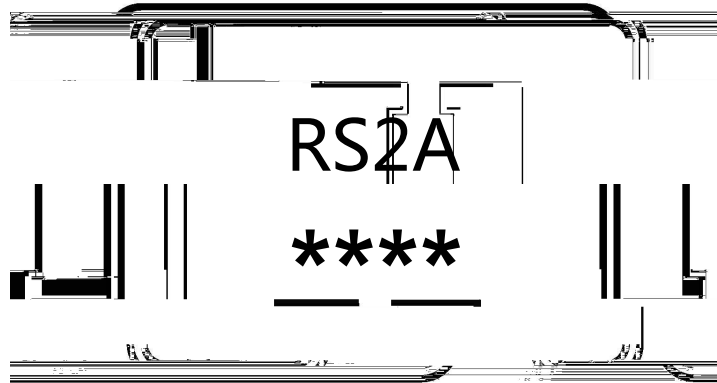
**/ Package Dimensions**

SMA



UNIT	A	D	E	H <sub>E</sub>	c	e	q	a
mm	1.9	4.0	2.2	1.7	0.15	1.2	0.0	0.0

/ Marking Instructions



RS2A  
\*\*\*\*

1

3

Note:

RS2A Product Type Code

\*\*\*\* Lot No. Code The 1st means:YM Code The last 3 means:little Lot No Code

Marking

