/ Descriptions

8⁹:⁹56;#<=<#,4%;2⁹2,64#⁹;#%#>?'@(#=:%2,⁹5#=%5A%B !#

/ Features

C⁹B+#=$_D$#%;E#F$_D$G#56 7 -: 7 ;,%4&#-%⁹4#0⁹,+#8HII)!#

/ Applications

J 7 -:⁹1⁹ 4#61#-64,%3: #4%E⁹62#⁹;#5:%22#K#-L2+'-L::#6- 4%,⁹6;!#
#

/ Equivalent Circuit

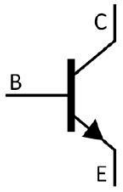

#

/ Pinning

#
=F<* D6:: 5,64# # =F<#(K%2 ## =F<#M N 7⁹,, 4#
#

/ h_{FE} Classifications & Marking

#

+"$_N$#D:%22⁹1⁹5%,⁹6;2# 8&7 36:#	K#	D#	O#
+"$_N$# %;B #	HIP*Q)#	*()P())#	*Q)PM))#

S8050

!"#$%&!'()(*##**DATA SHEET**

#

#	#	#	#
=%4%7 , 4#	8&7 36:#	%,9;B#	R;9,#
D6:: 5,64#,6#K%2 #S6:,%B #	$S_{DK?}$#	T)#	S#

/ Electrical Characteristic Curve

#

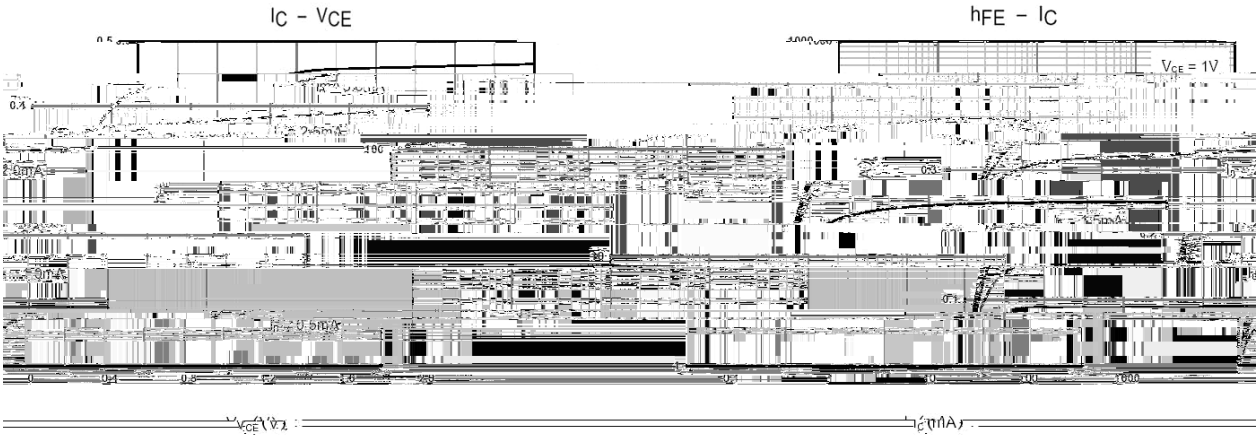

[redacted]

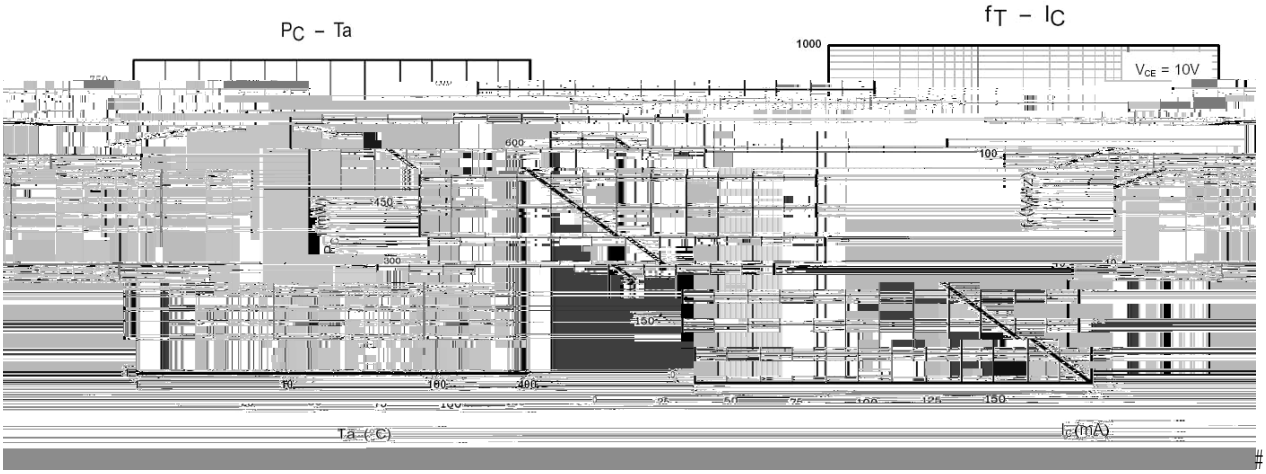

#

/ Package Dimensions

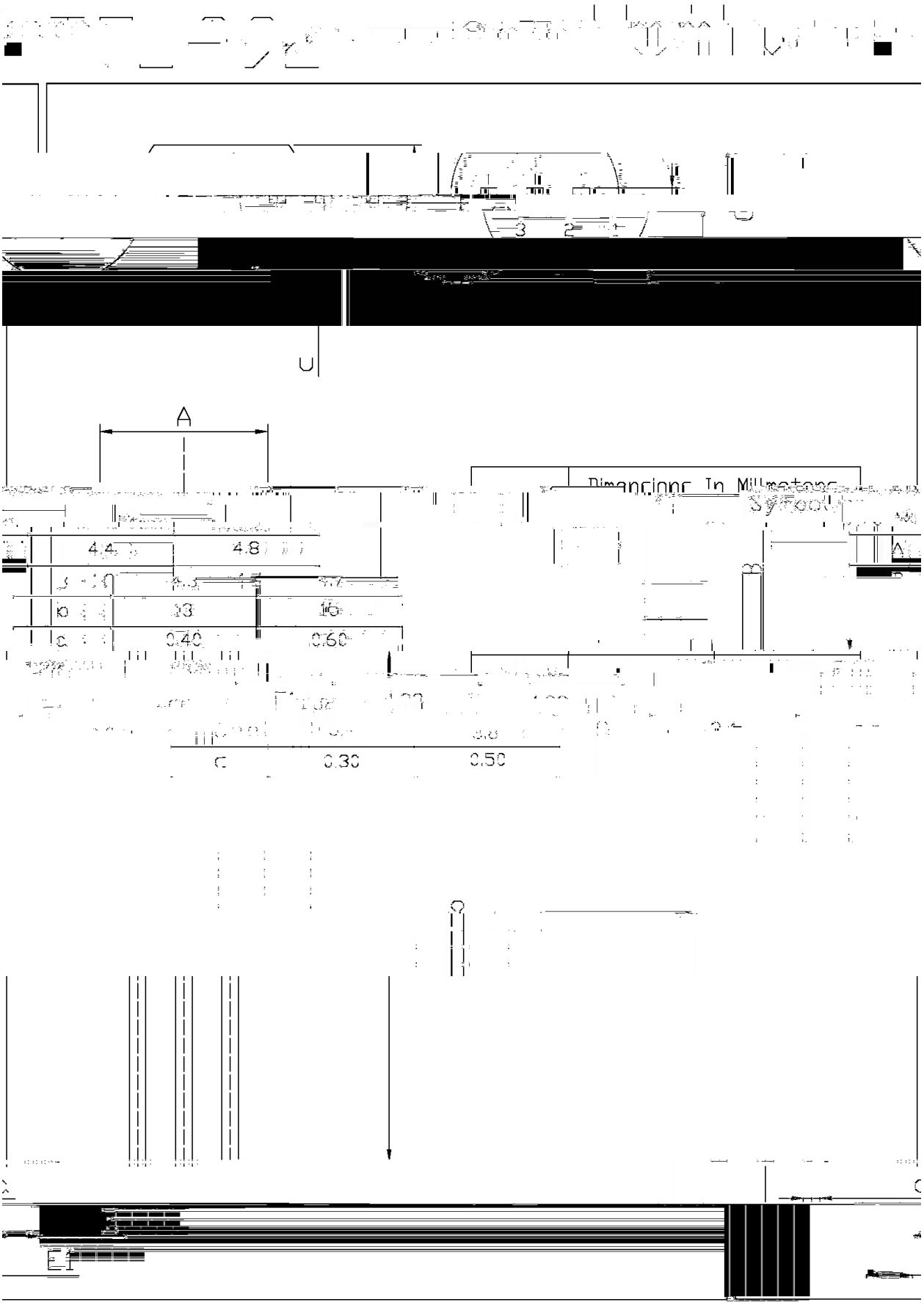

/ Marking Instructions

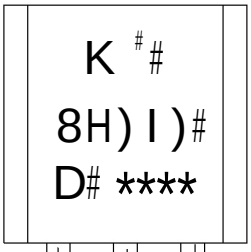

BR #

S8050 #

C:# # # +"N

**** #

<6, .#

K .### # D67 -%;&#D6E !#

8H) I).# # =46EL5,#>&- !#

D.## # # +"N#D:%22919 5%,96;2#8&7 36:!#

```.# # # a6,#<6!#D6E G#56E #5+%;B #09,+#a6,#<6!#
```

( ) / Temperature Profile for Dip Soldering(Pb-Free)

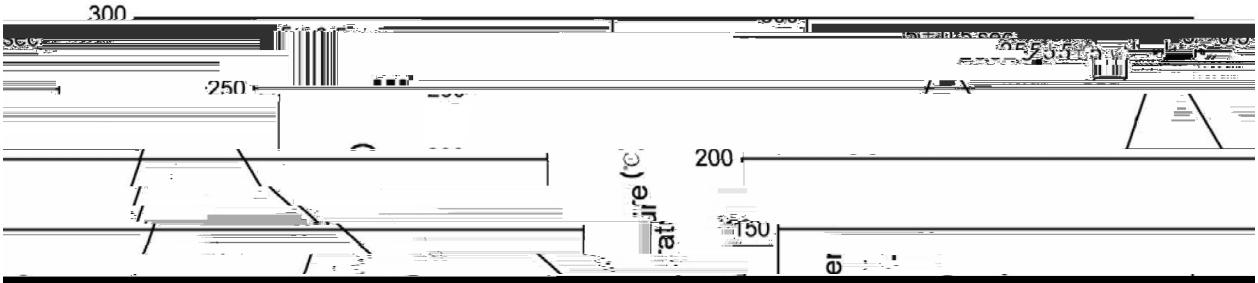

[redacted]

<6, .#

* (I *I) Q) @)2 5b# # # *!=4 + %,9;B.(IP*I)℃G#>97 .Q)P@)2 5!#

((II±I I±)!I2 5b# # (!= %A#> 7-!.(II±I℃G#OL4%,96;.I±)!I2 5!#

M (*)℃/2 5!# # # # M ضذ

#

#