
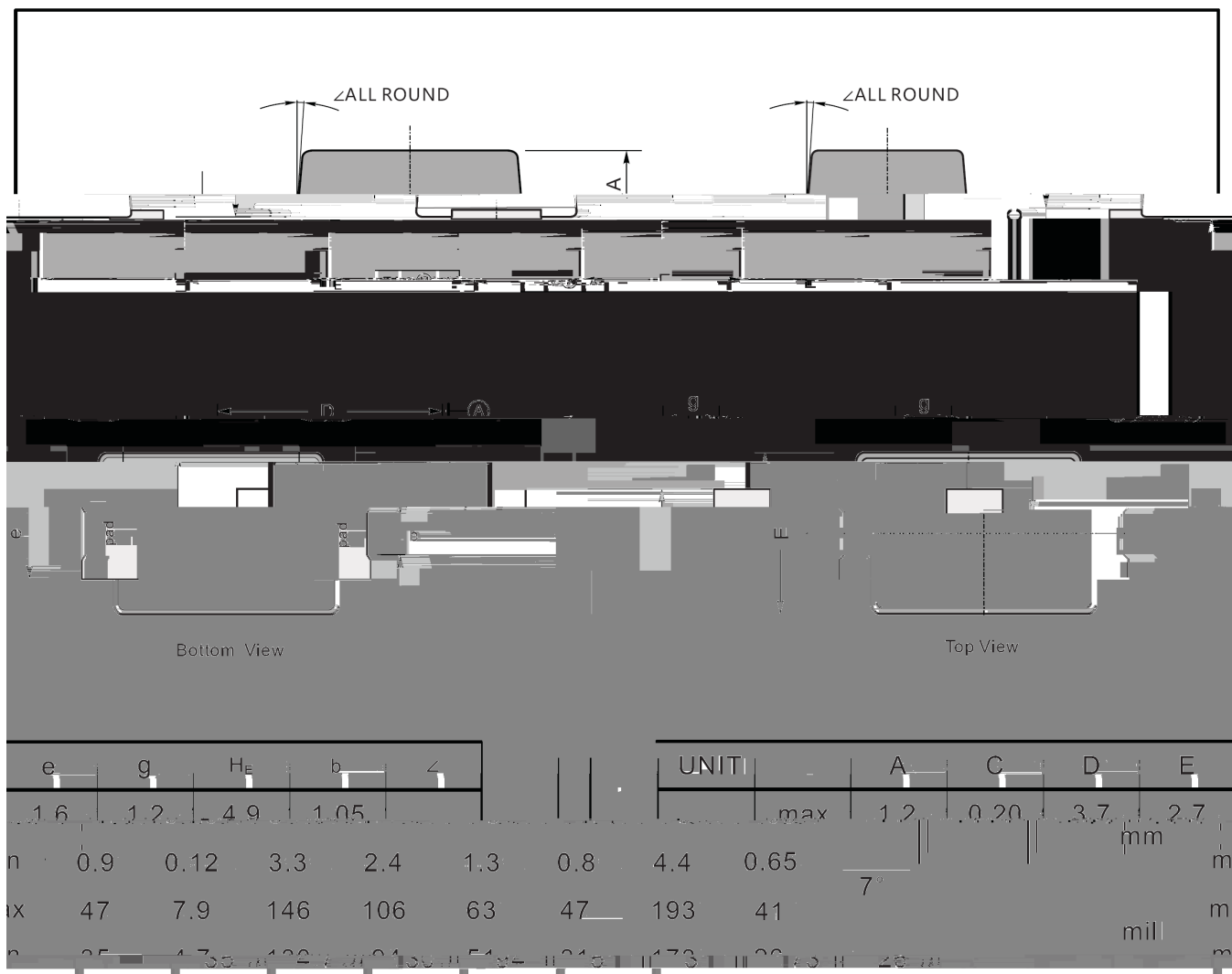


SS12F~SS120F
Rev. E May.-2019

/ Electrical Characteristic Curve



/ Package Dimensions



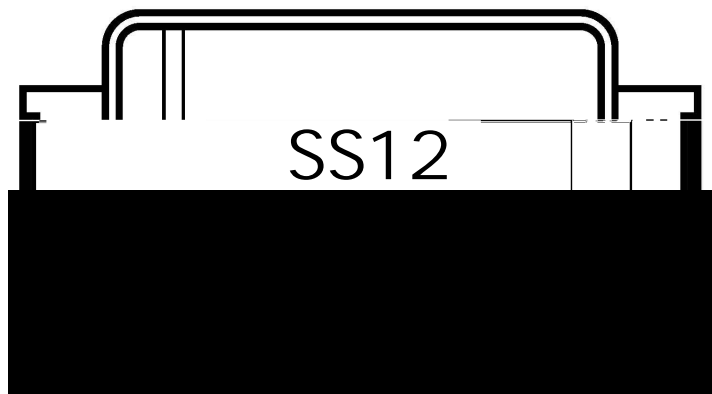
/ Marking Instructions

Marking

| Type number | Marking code |
|-------------|--------------|
| SS12F | SS12 |
| SS14F | SS14 |
| SS16F | SS16 |

| | |
|--------|-------|
| SS110F | SS110 |
| SS112F | SS112 |
| SS115F | SS115 |
| SS120F | SS120 |

/ Marking Instructions



SS12

1 *

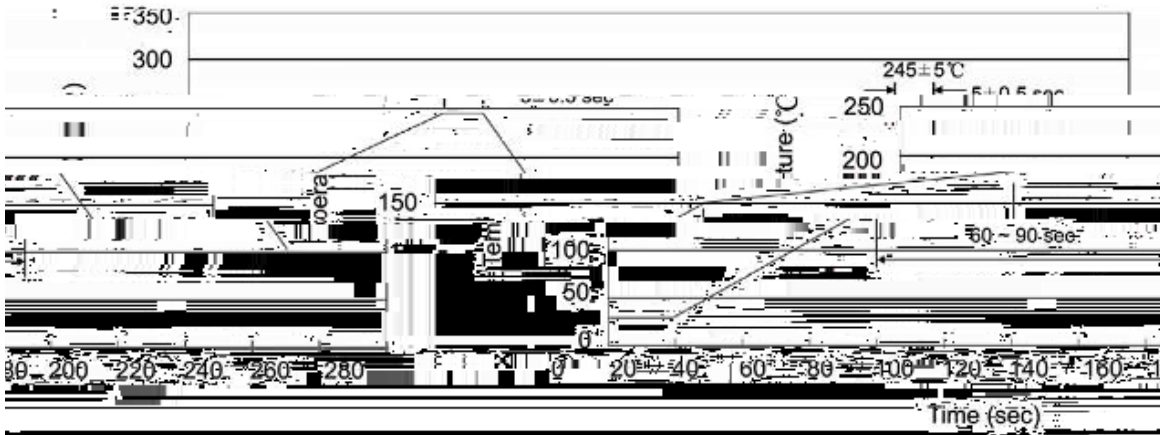
3 *

Note:

SS12 Product Type Code

Lot No. Code The 1st * means:YM Code The last 3 * means:little Lot
No Code

() / K\ d g\ rXk\ r\ Prf\ jid\]f r ll\ I\ \]f w Jf q\ \rie^ ŽPY-Fr\ \ž



Note:

- | | | | |
|---|---------|-----------|---|
| 1 | 150 180 | 60 90sec; | 1.Preheating:150~180 , Time:60~90sec. |
| 2 | 245±5 | 5±0.5sec; | 2.Peak Temp.:245±5 , Duration:5±0.5sec. |
| 3 | 2 10 | /sec. | 3. Cooling Speed: 2~10 /sec. |

/ Resistance to Soldering Heat Test Conditions

260±5 10±1 sec. Temp.:260±5 Time:10±1 sec