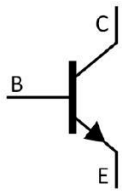


Rev. H Oct.-2018

KF 5) ' E GE Silicon NPN transistor in a TO-220 Plastic Package.

K 6*)
Complement to TIP32.


Medium power linear switching applications.

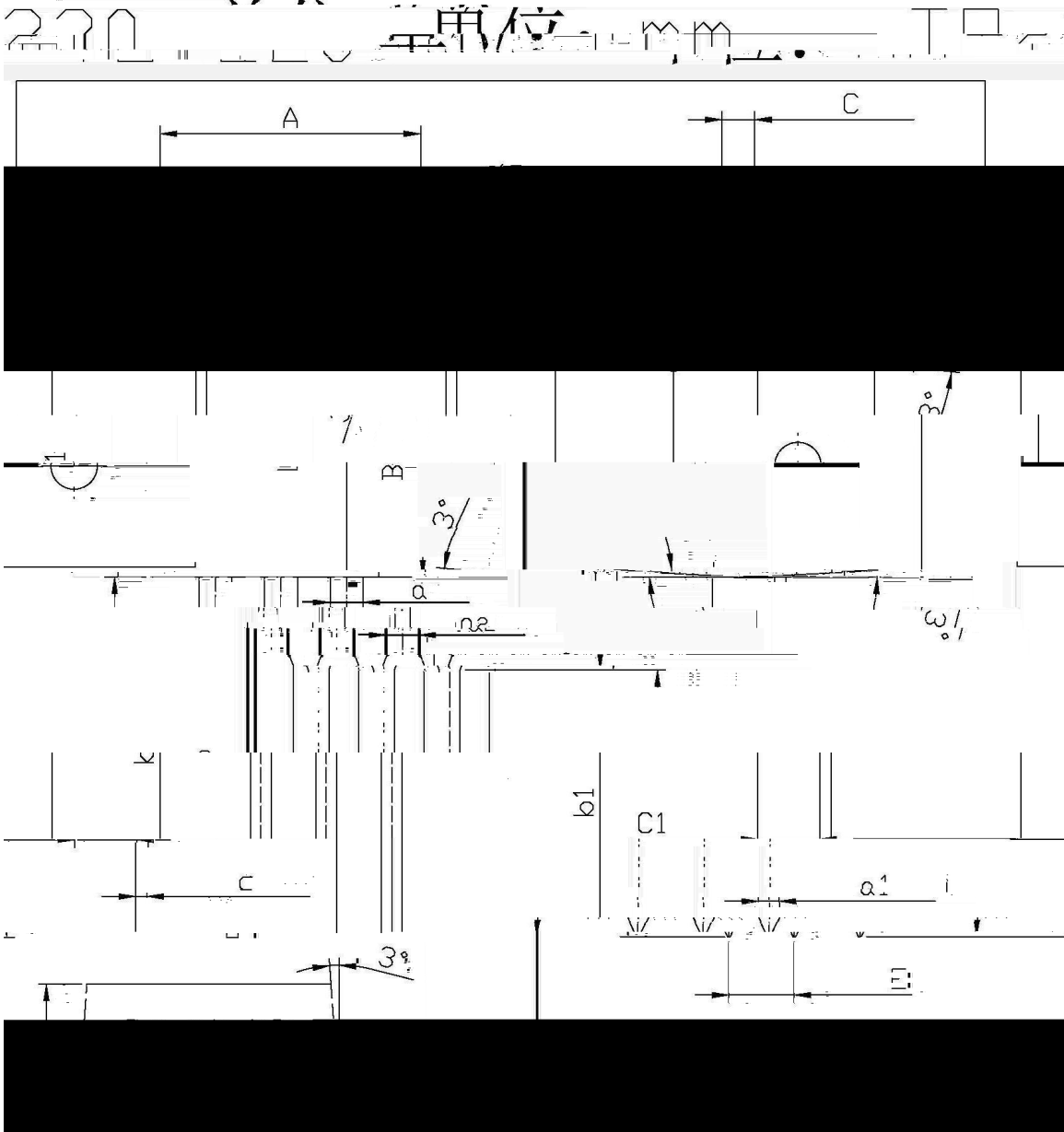


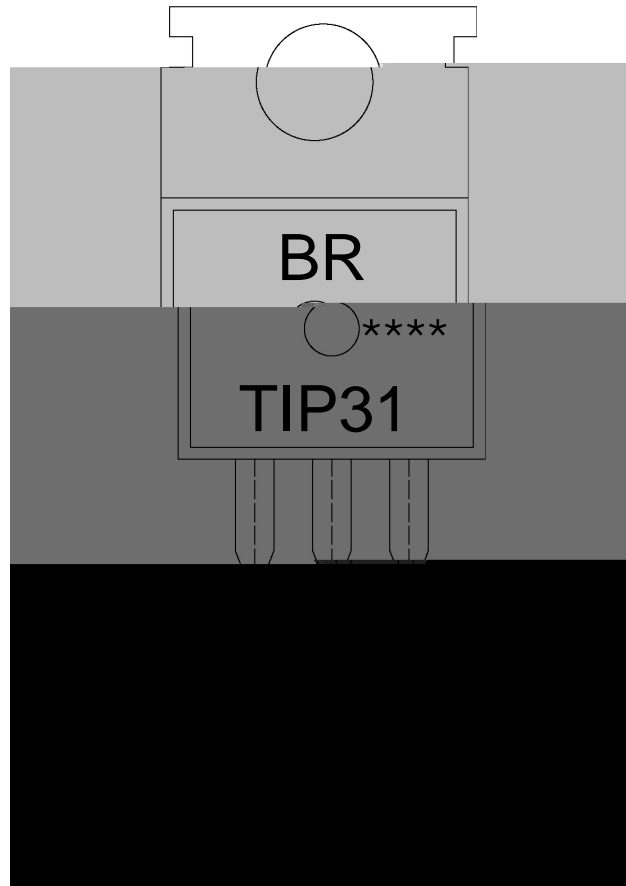
PIN1 Base PIN 2 Collector PIN 3 Emitter

Parameter	Symbol	Rating				Unit
		TIP31	TIP31A	TIP31B	TIP31C	
Collector to Base Voltage	V_{CBO}	40	60	80	100	V
Collector to Emitter Voltage	V_{CEO}	40	60	80	100	V
Emitter to Base Voltage	V_{EBO}	5.0				V
Collector Current - Continuous	I_C	3.0				A
Peak Collector Current	I_{CP}	5.0				A
Base Current - Continuous	I_B	1.0				A
Collector Power Dissipation	P_C	2.0				W
Collector Power Dissipation	$P_C (T_C=25^\circ C)$	40				W
Junction Temperature	T_j	150				
Storage Temperature Range	T_{sag}	-55 150				

8.







BR

TIP31

!!!!

Note:

BR: Company Code

TIP31: Product Type.

****: Lot No. Code, code change with Lot No.

